

For Research Use Only

# Human T Cell Basics Panel

Catalog Number: PK30007



www.ptgcn.com

## 产品介绍

T淋巴细胞是免疫细胞，通过分泌细胞因子（CD8+细胞毒性T细胞）和协调免疫反应（CD4+辅助T细胞）对外来抗原做出反应。

该试剂盒用于研究T淋巴细胞（CD3+），并将T淋巴细胞群进一步分离为辅助型T淋巴细胞（CD4+）和细胞毒性T淋巴细胞（CD8+）亚群。PE通道被预留。

## 产品成分

Fluorochrome (ex/em)	Catalog No	Target	Clone	Isotype	Description	Size
Cardinal Red (592 nm/611 nm)	<a href="#">CR-65109</a>	CD45	HI30	Mouse IgG1k	Lymphocyte marker	100 tests, 5uL/test
Coralite Plus 405 (399 nm/422 nm)	<a href="#">CL405-65151</a>	CD3	UCHT1	Mouse IgG1k	T cell marker	100 tests, 5uL/test
Coralite Plus 750 (755 nm/780 nm)	<a href="#">CL750-65197</a>	CD19	4G7	Mouse IgG1k	B cell marker	100 tests, 5uL/test
Coralite Plus 488 (493 nm/522 nm)	<a href="#">CL488-65134</a>	CD4	OKT4	Mouse IgG2bk	Helper T cell marker	100 tests, 5uL/test
Coralite Plus 647 (654 nm/674 nm)	<a href="#">CL647-65135</a>	CD8a	OKT8	Mouses IgG2ak	Cytotoxic T cell marker	100 tests, 5uL/test

5x100 tests

## 包装规格

## 保存条件

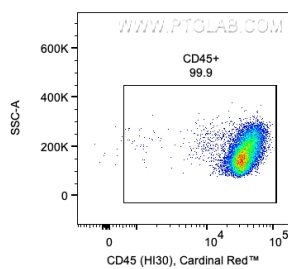
保存缓冲液：含有0.09% NaN<sub>3</sub>和0.5% BSA的PBS。

保存条件：2-8℃保存，避光。发货后一年内保持稳定。

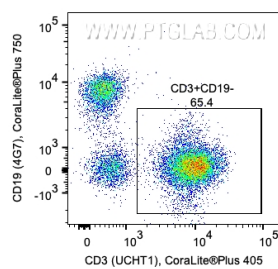
## 使用方法

[Human T Cell Basics Panel Datasheet and User Guide](#)  
[Flow-Cytometry-Cell-Surface-Staining-Protocol](#)

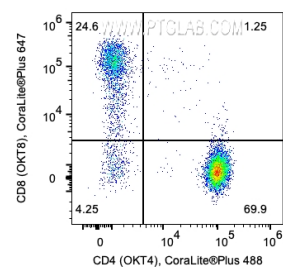
## Validation Data



用Human T Cell Basics Panel (PK30007) 对 $1 \times 10^6$  人外周血单核细胞进行染色。对CD45+细胞设门。目标细胞群：淋巴细胞。细胞未固定。



用Human T Cell Basics Panel (PK30007) 对 $1 \times 10^6$  人外周血单核细胞进行染色。对CD3+/CD19-细胞设门。目标细胞群：CD45+淋巴细胞。细胞未固定。



用Human T Cell Basics Panel (PK30007) 对 $1 \times 10^6$  人外周血单核细胞进行染色。散点图显示CD45+CD3+CD19-淋巴细胞上CD4和CD8的表达。细胞未固定。

For technical support and original validation data for this product please contact

T: 027-87531629

E: Proteintech-CN@ptglab.com

W: ptgcn.com

This product is exclusively available under Proteintech Group brand and is not available to purchase from any other manufacturer.