

For Research Use Only

FcZero-rAb® PE-CoraLite® Plus 594 Anti-Human CD73 (AD2) Rabbit Recombinant Antibody

Catalog Number: PCL594-FcA65564



Basic Information

Catalog Number:

PCL594-FcA65564

Concentration:

100tests, 5 ul/test

Source:

Rabbit

Isotype:

IgG

GenBank Accession Number:

BC015940

GeneID (NCBI):

4907

UNIPROT ID:

P21589

Full Name:

5'-nucleotidase, ecto (CD73)

Calculated MW:

29 kDa, 63 kDa

Purification Method:

Protein A purification

CloneNo.:

AD2

Recommended Dilutions:

FC: 5 ul per 10⁶ cells in a 100 µl suspension

Excitation/Emission maxima wavelengths:

496 nm, 565 nm / 604 nm

Applications

Tested Applications:

FC

Species Specificity:

human

Positive Controls:

FC : human PBMCs,

Background Information

CD73, also known as ecto-5'-nucleotidase (5'-NT), is a 70-kDa, glycosyl-phosphatidylinositol-linked membrane-bound glycoprotein found in most tissues (PMID: 18404475; 20179192). CD73 is an ectoenzyme that catalyzes the dephosphorylation of AMP and other nucleoside monophosphates (PMID: 9553767). In the human immune system, CD73 is expressed on subsets of T and B cells, on germinal center follicular dendritic cells, and on thymic medullary reticular fibroblasts and epithelial cells (PMID: 2137649; 9553767). CD73 is highly expressed in many human solid tumors and is closely involved in cancer progression (PMID: 20179192).

Storage

Storage:

Store at 2-8°C. Avoid exposure to light. Stable for one year after shipment.

Storage Buffer:

PBS with 0.09% sodium azide and 0.5% BSA, pH7.3

For technical support and original validation data for this product please contact:

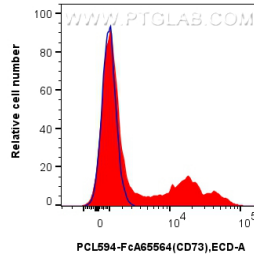
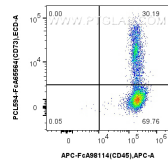
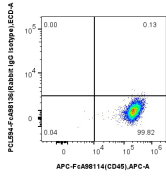
T: 4006900926

E: Proteintech-CN@ptglab.com

W: ptgcn.com

This product is exclusively available under Proteintech Group brand and is not available to purchase from any other manufacturer.

Selected Validation Data



1x10⁶ human PBMCs were surface stained with FcZero-rAb@ APC Anti-Human CD45, and 5 ul PE-CoraLite® Plus 594 Anti-Human CD73 (AD2) Rabbit RecAb (PCL594-FcA65564, Clone: AD2) or FcZero-rAb@ PE-CoraLite® Plus 594 Rabbit IgG Isotype Control Recombinant Antibody (PCL594-FcA98136, Clone: 240953C9). Cells were not fixed.

1x10⁶ human PBMCs were surface stained with 5 ul PE-CoraLite® Plus 594 Anti-Human CD73 (AD2) Rabbit RecAb (PCL594-FcA65564, Clone: AD2) (red) or FcZero-rAb@ PE-CoraLite® Plus 594 Rabbit IgG Isotype Control Recombinant Antibody (PCL594-FcA98136, Clone: 240953C9) (blue). Cells were not fixed.