For Research Use Only

Rat CD2 Recombinant Matched Antibody Pair, PBS Only

proteintech®
Antibodies | ELISA kits | Proteins
www.ptgcn.com

Catalog Number:MP03707-1

Capture Antibody Information

Catalog Number:
88874-8-PBS

Clone ID:
261398F8

Conjugate:
Unconjugated

Host:
Rabbit

Reactivity:
rat

Full name:
Cd2 molecule

Isotype:
IgG

GenBank:
NM_012830.2

Gene ID:
497761

Purification Method:
Protein A purification

Immunogen Catalog Number:
Eg9783

Detection Antibody Information

Catalog Number:
88874-7-PBS

Clone ID:
261398A12

Conjugate:
Unconjugated

Host:
Rabbit

Reactivity:
rat

Full name:
Cd2 molecule

Isotype:
IgG

GenBank:
NM_012830.2

Gene ID:
497761

Purification Method:
Protein A purification

Immunogen Catalog Number:
Eg9783

Applications

Tested Applications:
Cytometric bead array, Sandwich ELISA

Range:
0.156-20 ng/mL (Cytometric Bead Array)
78.1-5000 pg/mL (Sandwich ELISA)

Recommended Dilutions:
It is recommended that this reagent should be titrated in each testing system to obtain optimal results.

Product Information

MP03707-1 targets CD2 in immunoassays as a matched antibody pair. Validated in Cytometric bead array, Sandwich ELISA.

Capture antibody: Rat CD2 Recombinant monoclonal antibody, PBS Only (Capture) 88874-8-PBS (261398F8). 100 μg. Concentration 1 mg/ml.

Detection antibody: Rat CD2 Recombinant monoclonal antibody, PBS Only (Detector) 88874-7-PBS (261398A12). 100 μg. Concentration 1 mg/ml.

Unconjugated rabbit recombinant monoclonal antibody pair in PBS only storage buffer at a concentration of 1 mg/mL, ready for conjugation. Created using Proteintech's proprietary in-house recombinant technology. Recombinant production enables unrivalled batch-to-batch consistency, easy scale-up, and future security of supply.

Matched antibody pairs are designed for use in a variety of assays and platforms that require matched antibody pairs.

Antibody use should be optimized for each application and assay.

Storage

Storage:
Store at -80°C.
The product is shipped with ice packs. Upon receipt, store it immediately at -80°C
Storage buffer:
PBS only

For technical support and original validation data for this product please contact:
T: 4006900926 E: Proteintech-CN@ptglab.com W: ptgcn.com

This product is exclusively available under Proteintech Group brand and is not available to purchase from any other manufacturer.

Selected Validation Data

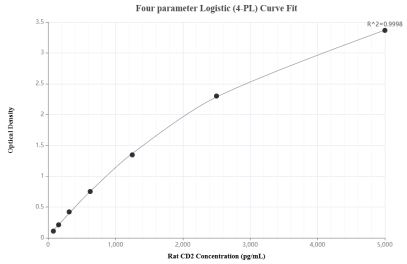

Sandwich ELISA standard curve of MP03707-1, Rat CD2 Recombinant Matched Antibody Pair - PBS only. 88874-8-PBS was coated to a plate as the capture antibody and incubated with serial dilutions of standard Eg9783. 88874-7-PBS was HRP conjugated as the detection antibody. Range: 78.1-5000 pg/mL

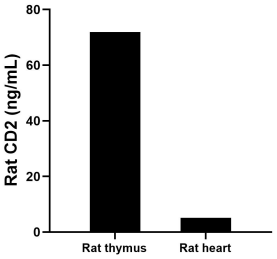

The mean CD2 concentration was determined to be 71.90 ng/mL in rat thymus tissue extract based on a 4.0 mg/mL extract load and 5.07 ng/mL in rat heart tissue extract based on a 6.7 mg/mL extract load.

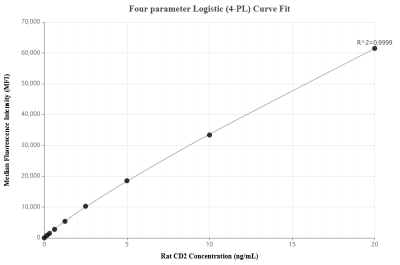

Cytometric bead array standard curve of MP03707-1, RAT CD2 Recombinant Matched Antibody Pair, PBS Only. Capture antibody: 88874-8-PBS. Detection antibody: 88874-7-PBS. Standard: Eg9783. Range: 0.156-20 ng/mL.

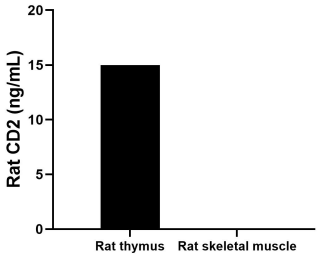

The mean CD2 concentration was determined to be 15.0 ng/mL in rat thymus tissue extract based on a 1.0 mg/mL extract load, rat skeletal muscle tissue extract were served as a negative control.