

For Research Use Only

BAI2 Recombinant Matched Antibody Pair, PBS Only



Catalog Number:MP03303-1

Capture Antibody Information

Catalog Number:
87965-1-PBS
Host:
Rabbit
Isotype:
IgG
Purification Method:
Protein A purification

Clone ID:
260046B1
Reactivity:
human
GenBank:
NM_001364857.2
Immunogen Catalog Number:
Eg7126

Conjugate:
Unconjugated
Full name:
brain-specific angiogenesis inhibitor 2
Gene ID:
576

Detection Antibody Information

Catalog Number:
87965-2-PBS
Host:
Rabbit
Isotype:
IgG
Purification Method:
Protein A purification

Clone ID:
260046F11
Reactivity:
human
GenBank:
NM_001364857.2
Immunogen Catalog Number:
Eg7126

Conjugate:
Unconjugated
Full name:
brain-specific angiogenesis inhibitor 2
Gene ID:
576

Applications

Tested Applications:
Cytometric bead array

Range:
0.625-80 ng/mL (Cytometric Bead Array)

Recommended Dilutions:
It is recommended that this reagent should be titrated in each testing system to obtain optimal results.

Product Information

MP03303-1 targets BAI2 in immunoassays as a matched antibody pair. Validated in Cytometric bead array.

Capture antibody: BAI2 Recombinant monoclonal antibody, PBS Only (Capture) 87965-1-PBS (260046B1). 100 µg. Concentration 1 mg/mL.

Detection antibody: BAI2 Recombinant monoclonal antibody, PBS Only (Detector) 87965-2-PBS (260046F11). 100 µg. Concentration 1 mg/mL.

Unconjugated rabbit recombinant monoclonal antibody pair in PBS only storage buffer at a concentration of 1 mg/mL, ready for conjugation. Created using Proteintech's proprietary in-house recombinant technology. Recombinant production enables unrivalled batch-to-batch consistency, easy scale-up, and future security of supply.

Matched antibody pairs are designed for use in a variety of assays and platforms that require matched antibody pairs.

Antibody use should be optimized for each application and assay.

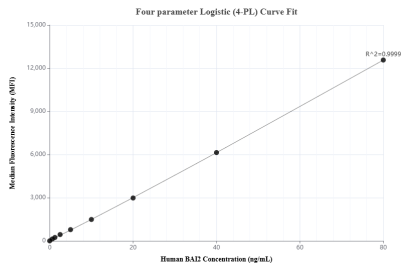
Storage

Storage:
Store at -80°C.
The product is shipped with ice packs. Upon receipt, store it immediately at -80°C
Storage buffer:
PBS only

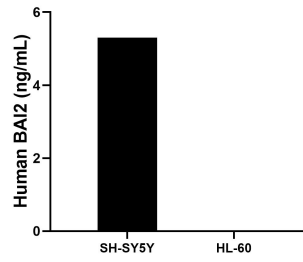
For technical support and original validation data for this product please contact:
T: 4006900926 E: Proteintech-CN@ptglab.com W: ptgcn.com

This product is exclusively available under Proteintech Group brand and is not available to purchase from any other manufacturer.

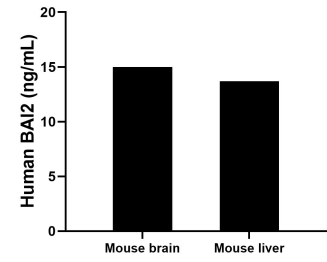
Selected Validation Data



Cytometric bead array standard curve of MP03303-1, BAI2 Recombinant Matched Antibody Pair, PBS Only. Capture antibody: 87965-1-PBS. Detection antibody: 87965-2-PBS. Standard: Eg7126. Range: 0.625-80 ng/mL



The mean BAI2 concentration was determined to be 5.3 ng/mL in SH-SY5Y cell extract based on a 1.2 mg/mL extract load, HL-60 cell extract were served as a negative control.



The mean BAI2 concentration was determined to be 15.0 ng/mL in mouse brain tissue extract based on a 1.0 mg/mL extract load, 13.7 ng/mL in mouse liver tissue extract based on a 1.0 mg/mL extract load.