

PYK2 Recombinant Matched Antibody Pair, PBS Only

Catalog Number:MP03196-1

Capture Antibody Information

Catalog Number:
87746-3-PBS
Host:
Rabbit
Isotype:
IgG
Purification Method:
Protein A purification

Clone ID:
253299G7
Reactivity:
human
GenBank:
BC042599
Immunogen Catalog Number:
Ag11487

Conjugate:
Unconjugated
Full name:
PTK2B protein tyrosine kinase 2 beta
Gene ID:
2185

Detection Antibody Information

Catalog Number:
87746-2-PBS
Host:
Rabbit
Isotype:
IgG
Purification Method:
Protein A purification

Clone ID:
253299A5
Reactivity:
human
GenBank:
BC042599
Immunogen Catalog Number:
Ag11487

Conjugate:
Unconjugated
Full name:
PTK2B protein tyrosine kinase 2 beta
Gene ID:
2185

Applications

Tested Applications:
Cytometric bead array, Sandwich ELISA

Range:
0.781-100 ng/mL (Cytometric Bead Array)
78.1-5000 pg/mL (Sandwich ELISA)

Recommended Dilutions:
It is recommended that this reagent should be titrated in each testing system to obtain optimal results.

Product Information

MP03196-1 targets PYK2 in immunoassays as a matched antibody pair. Validated in Cytometric bead array, Sandwich ELISA.

Capture antibody: PTK2B Recombinant monoclonal antibody, PBS Only (Capture) 87746-3-PBS (253299G7). 100 µg. Concentration 1 mg/mL.

Detection antibody: PTK2B Recombinant monoclonal antibody, PBS Only (Detector) 87746-2-PBS (253299A5). 100 µg. Concentration 1 mg/mL.

Unconjugated rabbit recombinant monoclonal antibody pair in PBS only storage buffer at a concentration of 1 mg/mL, ready for conjugation. Created using Proteintech's proprietary in-house recombinant technology. Recombinant production enables unrivalled batch-to-batch consistency, easy scale-up, and future security of supply.

Matched antibody pairs are designed for use in a variety of assays and platforms that require matched antibody pairs.

Antibody use should be optimized for each application and assay.

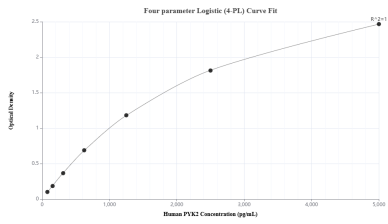
Storage

Storage:
Store at -80°C.

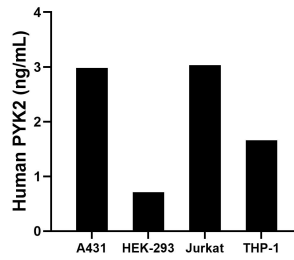
The product is shipped with ice packs. Upon receipt, store it immediately at -80°C

Storage buffer:
PBS only

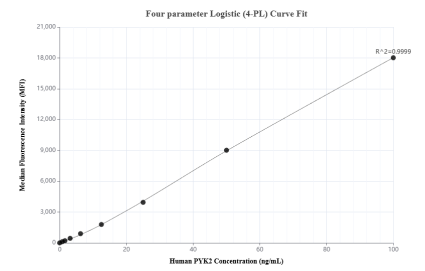
Selected Validation Data



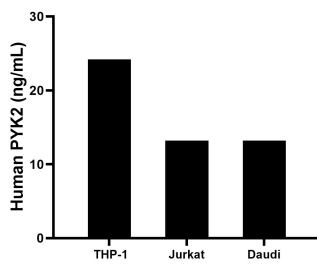
Sandwich ELISA standard curve of MP03196-1, Human PYK2 Recombinant Matched Antibody Pair - PBS only. 87746-3-PBS was coated to a plate as the capture antibody and incubated with serial dilutions of standard Ag11487. 87746-2-PBS was HRP conjugated as the detection antibody. Range: 78.1-5000 pg/mL



The mean PYK2 concentration was determined to be 2.98 ng/mL in A431 cell extract based on a 1.5 mg/mL extract load, 0.71 ng/mL in HEK-293 cell extract based on a 1.5 mg/mL extract load, 3.03 ng/mL in Jurkat cell extract based on a 1.2 mg/mL extract load and 1.66 ng/mL in THP-1 cell extract based on a 1.2 mg/mL extract load.



Cytometric bead array standard curve of MP03196-1, PYK2 Recombinant Matched Antibody Pair, PBS Only. Capture antibody: 87746-3-PBS. Detection antibody: 87746-2-PBS. Standard: Ag11487. Range: 0.781-100 ng/mL



The mean PYK2 concentration was determined to be 24.2 ng/mL in THP-1 cell extract based on a 1.2 mg/mL extract load, 13.2 ng/mL in Jurkat cell extract based on a 1.2 mg/mL extract load, 13.2 ng/mL in Daudi cell extract based on a 1.2 mg/mL extract load.