

Mouse IFNAR2 Recombinant Matched Antibody Pair, PBS Only

Catalog Number:MP03193-1

Capture Antibody Information

Catalog Number:
87764-2-PBS
Host:
Rabbit
Isotype:
IgG
Purification Method:
Protein A purification

Clone ID:
252155C12
Reactivity:
mouse
GenBank:
NM_010509
Immunogen Catalog Number:
Eg6269

Conjugate:
Unconjugated
Full name:
interferon (alpha and beta) receptor 2
Gene ID:
15976

Detection Antibody Information

Catalog Number:
87764-1-PBS
Host:
Rabbit
Isotype:
IgG
Purification Method:
Protein A purification

Clone ID:
252155E7
Reactivity:
mouse
GenBank:
NM_010509
Immunogen Catalog Number:
Eg6269

Conjugate:
Unconjugated
Full name:
interferon (alpha and beta) receptor 2
Gene ID:
15976

Applications

Tested Applications:
Cytometric bead array, Sandwich ELISA

Range:
0.156-10 ng/mL (Cytometric Bead Array)
39.1-2500 pg/mL (Sandwich ELISA)

Recommended Dilutions:
It is recommended that this reagent should be titrated in each testing system to obtain optimal results.

Product Information

MP03193-1 targets IFNAR2 in immunoassays as a matched antibody pair. Validated in Cytometric bead array, Sandwich ELISA.

Capture antibody: Mouse IFNAR2 Recombinant monoclonal antibody, PBS Only (Capture) 87764-2-PBS (252155C12). 100 μ g. Concentration 1 mg/mL.

Detection antibody: Mouse Interferon alpha/beta receptor 2 Recombinant monoclonal antibody, PBS Only (Detector) 87764-1-PBS (252155E7). 100 μ g. Concentration 1 mg/mL.

Unconjugated rabbit recombinant monoclonal antibody pair in PBS only storage buffer at a concentration of 1 mg/mL, ready for conjugation. Created using Proteintech's proprietary in-house recombinant technology. Recombinant production enables unrivalled batch-to-batch consistency, easy scale-up, and future security of supply.

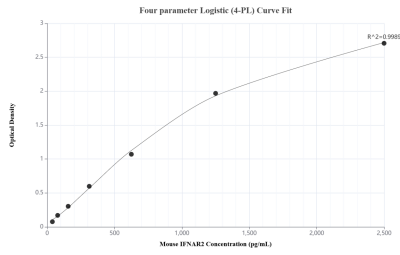
Matched antibody pairs are designed for use in a variety of assays and platforms that require matched antibody pairs.

Antibody use should be optimized for each application and assay.

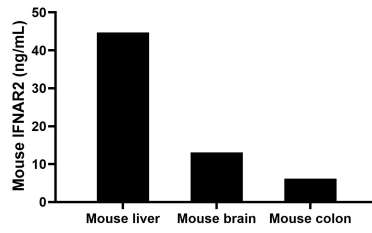
Storage

Storage:
Store at -80°C.
The product is shipped with ice packs. Upon receipt, store it immediately at -80°C
Storage buffer:
PBS only

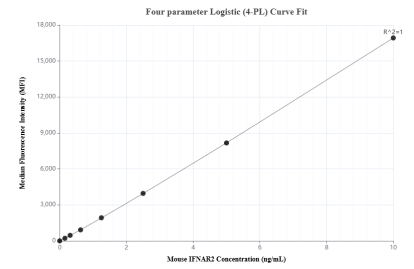
Selected Validation Data



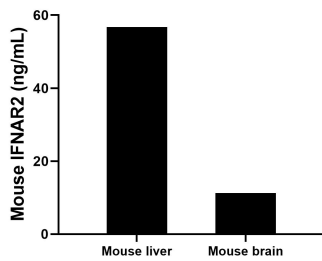
Sandwich ELISA standard curve of MP03193-1, Mouse IFNAR2 Recombinant Matched Antibody Pair - PBS only. 87764-2-PBS was coated to a plate as the capture antibody and incubated with serial dilutions of standard Eg6269. 87764-1-PBS was HRP conjugated as the detection antibody. Range: 39.1-2500 pg/mL



The mean IFNAR2 concentration was determined to be 44.7 ng/mL in mouse liver extract based on a 8.4 mg/mL extract load, 13.1 ng/mL in mouse brain extract based on a 6.3 mg/mL extract load and 6.2 ng/mL in mouse colon extract based on a 4.9 mg/mL extract load.



Cytometric bead array standard curve of MP03193-1, MOUSE IFNAR2 Recombinant Matched Antibody Pair, PBS Only. Capture antibody: 87764-2-PBS. Detection antibody: 87764-1-PBS. Standard: Eg6269. Range: 0.156-10 ng/mL



The mean IFNAR2 concentration was determined to be 56.7 ng/mL in mouse liver tissue extract based on a 8.4 mg/mL extract load, 11.3 ng/mL in mouse brain tissue extract based on a 6.3 mg/mL extract load.