

# BAX Recombinant Matched Antibody Pair, PBS Only

Catalog Number:MP02957-1

## Capture Antibody Information

<b>Catalog Number:</b> 81789-3-PBS	<b>Clone ID:</b> 252648B1	<b>Conjugate:</b> Unconjugated
<b>Host:</b> Rabbit	<b>Reactivity:</b> human	<b>Full name:</b> BCL2-associated X protein
<b>Isotype:</b> IgG	<b>GenBank:</b> BC014175	<b>Gene ID:</b> 581
<b>Purification Method:</b> Protein A purification	<b>Immunogen Catalog Number:</b> Ag40421	

## Detection Antibody Information

<b>Catalog Number:</b> 81789-2-PBS	<b>Clone ID:</b> 252648B5	<b>Conjugate:</b> Unconjugated
<b>Host:</b> Rabbit	<b>Reactivity:</b> human	<b>Full name:</b> BCL2-associated X protein
<b>Isotype:</b> IgG	<b>GenBank:</b> BC014175	<b>Gene ID:</b> 581
<b>Purification Method:</b> Protein A purification	<b>Immunogen Catalog Number:</b> Ag40421	

## Applications

<b>Tested Applications:</b> Cytometric bead array, Sandwich ELISA	<b>Range:</b> 0.312-40 ng/mL (Cytometric Bead Array) 0.156-10 ng/mL (Sandwich ELISA)	<b>Recommended Dilutions:</b> It is recommended that this reagent should be titrated in each testing system to obtain optimal results.
--	--	---

## Product Information

MP02957-1 targets BAX in immunoassays as a matched antibody pair. Validated in Cytometric bead array, Sandwich ELISA.

Capture antibody: BAX Recombinant monoclonal antibody, PBS Only (Capture) 81789-3-PBS (252648B1). 100 µg. Concentration 1 mg/mL.

Detection antibody: BAX Recombinant monoclonal antibody, PBS Only (Detector) 81789-2-PBS (252648B5). 100 µg. Concentration 1 mg/mL.

Unconjugated rabbit recombinant monoclonal antibody pair in PBS only storage buffer at a concentration of 1 mg/mL, ready for conjugation. Created using Proteintech's proprietary in-house recombinant technology. Recombinant production enables unrivalled batch-to-batch consistency, easy scale-up, and future security of supply.

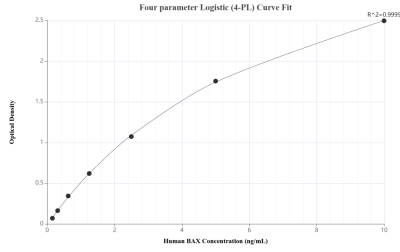
Matched antibody pairs are designed for use in a variety of assays and platforms that require matched antibody pairs.

Antibody use should be optimized for each application and assay.

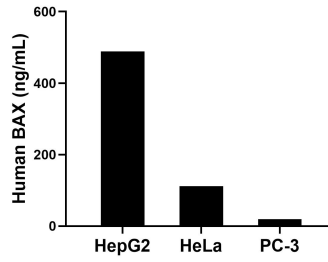
## Storage

**Storage:**  
Store at -80°C.  
**The product is shipped with ice packs. Upon receipt, store it immediately at -80°C**  
**Storage buffer:**  
PBS only

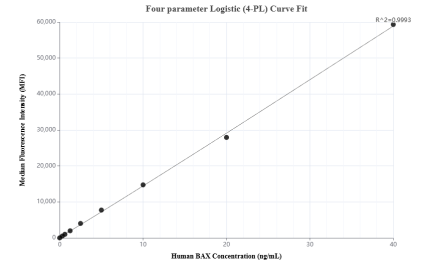
## Selected Validation Data



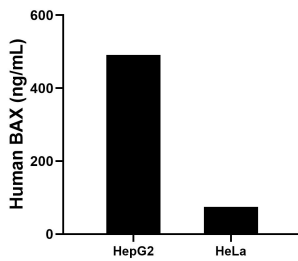
Sandwich ELISA standard curve of MP02957-1, Human BAX Recombinant Matched Antibody Pair - PBS only. 81789-3-PBS was coated to a plate as the capture antibody and incubated with serial dilutions of standard Ag40421. 81789-2-PBS was HRP conjugated as the detection antibody. Range: 0.156-10 ng/mL



The mean BAX concentration was determined to be 489.00 ng/mL in HepG2 cell extract based on a 1.20 mg/mL extract load, 111.60 ng/mL in HeLa cell extract based on a 1.20 mg/mL extract load and 19.30 ng/mL in PC-3 cell extract based on a 1.30 mg/mL extract load.



Cytometric bead array standard curve of MP02957-1, BAX Recombinant Matched Antibody Pair, PBS Only. Capture antibody: 81789-3-PBS. Detection antibody: 81789-2-PBS. Standard: Ag40421. Range: 0.312-40 ng/mL



The mean BAX concentration was determined to be 491.4 ng/mL in HepG2 cell extract based on a 1.2 mg/mL extract load, 74.5 ng/mL in HeLa cell extract based on a 1.2 mg/mL extract load.