

For Research Use Only

# P-cadherin Recombinant Matched Antibody Pair, PBS Only



Catalog Number:MP02747-1

## Capture Antibody Information

**Catalog Number:**  
86776-3-PBS  
**Host:**  
Rabbit  
**Isotype:**  
IgG  
**Purification Method:**  
Protein A purification

**Clone ID:**  
251775D9  
**Reactivity:**  
human  
**GenBank:**  
NM\_001793.5  
**Immunogen Catalog Number:**  
Eg5236

**Conjugate:**  
Unconjugated  
**Full name:**  
cadherin 3, type 1, P-cadherin (placental)  
**Gene ID:**  
1001

## Detection Antibody Information

**Catalog Number:**  
86776-2-PBS  
**Host:**  
Rabbit  
**Isotype:**  
IgG  
**Purification Method:**  
Protein A purification

**Clone ID:**  
251775F1  
**Reactivity:**  
human  
**GenBank:**  
NM\_001793.5  
**Immunogen Catalog Number:**  
Eg5236

**Conjugate:**  
Unconjugated  
**Full name:**  
cadherin 3, type 1, P-cadherin (placental)  
**Gene ID:**  
1001

## Applications

**Tested Applications:**  
Sandwich ELISA

**Range:**  
78.1-5000 pg/mL (Sandwich ELISA)

**Recommended Dilutions:**  
It is recommended that this reagent should be titrated in each testing system to obtain optimal results.

## Product Information

MP02747-1 targets P-cadherin in immunoassays as a matched antibody pair. Validated in Sandwich ELISA.

Capture antibody: CDH3 Recombinant monoclonal antibody, PBS Only (Capture) 86776-3-PBS (251775D9). 100 µg. Concentration 1 mg/mL.

Detection antibody: CDH3 Recombinant monoclonal antibody, PBS Only (Detector) 86776-2-PBS (251775F1). 100 µg. Concentration 1 mg/mL.

Unconjugated rabbit recombinant monoclonal antibody pair in PBS only storage buffer at a concentration of 1 mg/mL, ready for conjugation. Created using Proteintech's proprietary in-house recombinant technology. Recombinant production enables unrivalled batch-to-batch consistency, easy scale-up, and future security of supply.

Matched antibody pairs are designed for use in a variety of assays and platforms that require matched antibody pairs.

Antibody use should be optimized for each application and assay.

## Storage

**Storage:**  
Store at -80°C.  
**The product is shipped with ice packs. Upon receipt, store it immediately at -80°C**  
**Storage buffer:**  
PBS only

For technical support and original validation data for this product please contact:

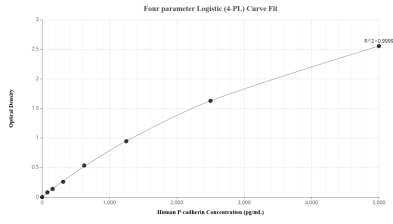
T: 4006900926

E: Proteintech-CN@ptglab.com

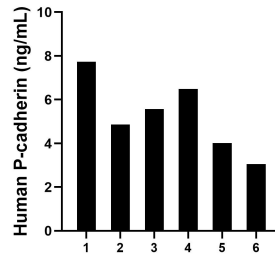
W: ptgcn.com

**This product is exclusively available under Proteintech Group brand and is not available to purchase from any other manufacturer.**

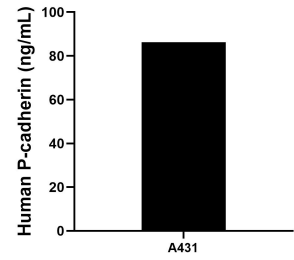
## Selected Validation Data



Sandwich ELISA standard curve of MP02747-1, Human P-cadherin Recombinant Matched Antibody Pair - PBS only. 86776-3-PBS was coated to a plate as the capture antibody and incubated with serial dilutions of standard Eg5236. 86776-2-PBS was HRP conjugated as the detection antibody. Range: 78.1-5000 pg/mL



Serum of six individual healthy human donors was measured. The P-cadherin concentration of detected samples was determined to be 5.3 ng/mL with a range of 3.0-7.7 ng/mL.



The mean P-cadherin concentration was determined to be 86.2 ng/mL in A431 cell extract based on a 1.5 mg/mL extract load.