

For Research Use Only

Mouse PGF/PIGF Recombinant Matched Antibody Pair, PBS Only



Catalog Number:MP02410-1

Capture Antibody Information

Catalog Number:
85285-3-PBS

Host:
Rabbit

Isotype:
IgG

Purification Method:
Protein A purification

Clone ID:
250949G9

Reactivity:
mouse

GenBank:
NM_008827.3

Immunogen Catalog Number:
Eg5118

Conjugate:
Unconjugated

Full name:
placental growth factor

Gene ID:
18654

Detection Antibody Information

Catalog Number:
85285-2-PBS

Host:
Rabbit

Isotype:
IgG

Purification Method:
Protein A purification

Clone ID:
250949G4

Reactivity:
mouse

GenBank:
NM_008827.3

Immunogen Catalog Number:
Eg5118

Conjugate:
Unconjugated

Full name:
placental growth factor

Gene ID:
18654

Applications

Tested Applications:
Cytometric bead array, Sandwich ELISA

Range:
0.312-40 ng/mL (Cytometric Bead Array)
78.1-2500 pg/mL (Sandwich ELISA)

Recommended Dilutions:
It is recommended that this reagent should be titrated in each testing system to obtain optimal results.

Product Information

MP02410-1 targets PGF/PIGF in immunoassays as a matched antibody pair. Validated in Cytometric bead array, Sandwich ELISA.

Capture antibody: Mouse Pgf Recombinant antibody, PBS Only (Capture) 85285-3-PBS (250949G9). 100 µg. Concentration 1 mg/mL.

Detection antibody: Mouse Pgf Recombinant antibody, PBS Only (Detector) 85285-2-PBS (250949G4). 100 µg. Concentration 1 mg/mL.

Unconjugated rabbit recombinant monoclonal antibody pair in PBS only storage buffer at a concentration of 1 mg/mL, ready for conjugation. Created using Proteintech's proprietary in-house recombinant technology. Recombinant production enables unrivalled batch-to-batch consistency, easy scale-up, and future security of supply.

Matched antibody pairs are designed for use in a variety of assays and platforms that require matched antibody pairs.

Antibody use should be optimized for each application and assay.

Storage

Storage:
Store at -80°C.

The product is shipped with ice packs. Upon receipt, store it immediately at -80°C

Storage buffer:
PBS only

For technical support and original validation data for this product please contact:

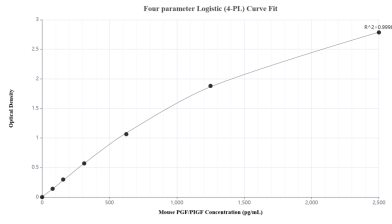
T: 4006900926

E: Proteintech-CN@ptglab.com

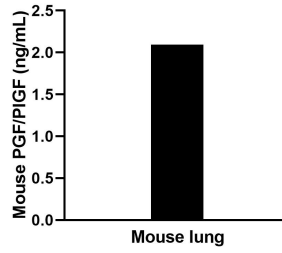
W: ptgcn.com

This product is exclusively available under Proteintech Group brand and is not available to purchase from any other manufacturer.

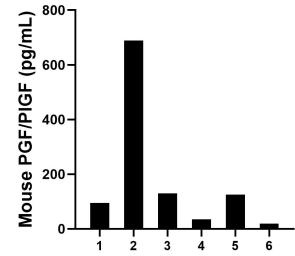
Selected Validation Data



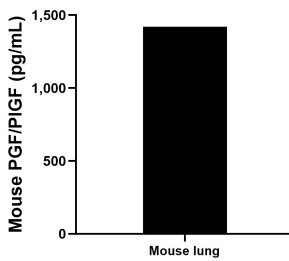
Sandwich ELISA standard curve of MP02410-1, Mouse PGF/PIGF Recombinant Matched Antibody Pair - PBS only. 85285-3-PBS was coated to a plate as the capture antibody and incubated with serial dilutions of standard Eg5118. 85285-2-PBS was HRP conjugated as the detection antibody. Range: 78.1-2500 pg/mL



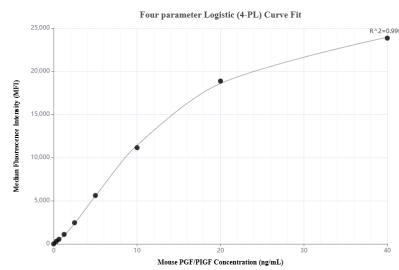
Two mouse lungs (1-2 mm pieces in 40 mL of medium) were cultured for 6 days in RPMI supplemented with 10% fetal calf serum. The cell culture supernate was assayed for mouse PGF/PIGF and measured 2.1 ng/mL



Serum of six mice was measured. The PGF/PIGF concentration of detected samples was determined to be 182.2 pg/mL with a range of 19.7-688.4 pg/mL



Two mouse lungs (1-2 mm pieces in 40 mL of medium) were cultured in RPMI supplemented with 10% fetal calf serum. The cell culture supernate was assayed for mouse PGF/PIGF and measured 1,420.5 pg/mL



Cytometric bead array standard curve of MP02410-1, MOUSE PGF/PIGF Recombinant Matched Antibody Pair, PBS Only. Capture antibody: 85285-3-PBS. Detection antibody: 85285-2-PBS. Standard: Eg5118. Range: 0.312-40 ng/mL