

Rat Lumican Recombinant Matched Antibody Pair, PBS Only

Catalog Number: **MP02015-3**

Capture Antibody Information

Catalog Number: 85629-6-PBS	Clone ID: 242298B6	Conjugate: Unconjugated
Host: Rabbit	Reactivity: rat	Full name: lumican
Isotype: IgG	GenBank: NM_031050.1	Gene ID: 81682
Purification Method: Protein A purification	Immunogen Catalog Number: Eg3410	

Detection Antibody Information

Catalog Number: 85629-5-PBS	Clone ID: 242298F6	Conjugate: Unconjugated
Host: Rabbit	Reactivity: rat	Full name: lumican
Isotype: IgG	GenBank: NM_031050.1	Gene ID: 81682
Purification Method: Protein A purification	Immunogen Catalog Number: Eg3410	

Applications

Tested Applications: Sandwich ELISA	Range: 0.313-20 ng/mL (Sandwich ELISA)	Recommended Dilutions: It is recommended that this reagent should be titrated in each testing system to obtain optimal results.
-----------------------------------------------	--------------------------------------------------	-------------------------------------------------------------------------------------------------------------------------------------------

Product Information

MP02015-3 targets Lumican in immunoassays as a matched antibody pair. Validated in Sandwich ELISA.

Capture antibody: Rat Lumican Recombinant antibody, PBS Only (Capture) 85629-6-PBS (242298B6). 100 µg. Concentration 1 mg/mL.

Detection antibody: Rat Lumican Recombinant antibody, PBS Only (Detector) 85629-5-PBS (242298F6). 100 µg. Concentration 1 mg/mL.

Unconjugated rabbit recombinant monoclonal antibody pair in PBS only storage buffer at a concentration of 1 mg/mL, ready for conjugation. Created using Proteintech's proprietary in-house recombinant technology. Recombinant production enables unrivalled batch-to-batch consistency, easy scale-up, and future security of supply.

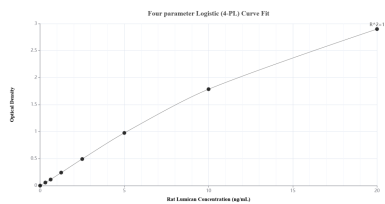
Matched antibody pairs are designed for use in a variety of assays and platforms that require matched antibody pairs.

Antibody use should be optimized for each application and assay.

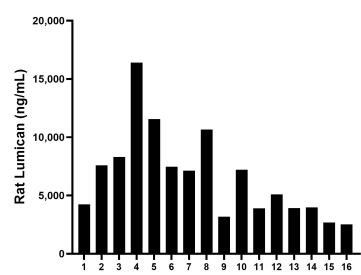
Storage

Storage:
Store at -80°C.
The product is shipped with ice packs. Upon receipt, store it immediately at -80°C
Storage buffer:
PBS only

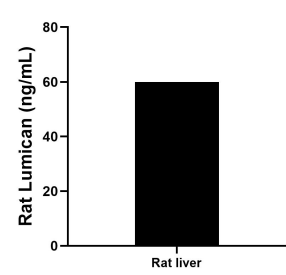
Selected Validation Data



Sandwich ELISA standard curve of MP02015-3, Rat Lumican Recombinant Matched Antibody Pair - PBS only. 85629-6-PBS was coated to a plate as the capture antibody and incubated with serial dilutions of standard Eg3410. 85629-5-PBS was HRP conjugated as the detection antibody. Range: 0.313-20 ng/mL



Serum of sixteen rats was measured. The Lumican concentration of detected samples was determined to be 6,610.77 ng/mL with a range of 2,516.46 - 16,398.52 ng/mL



The mean Lumican concentration was determined to be 60.00 ng/mL in rat liver tissue extract based on a 2.60 mg/mL extract load.