

Ninein Recombinant Matched Antibody Pair, PBS Only

Catalog Number: **MP01704-2**

Capture Antibody Information

Catalog Number: 84937-3-PBS	Clone ID: 242525F9	Conjugate: Unconjugated
Host: Rabbit	Reactivity: human	Full name: ninein (GSK3B interacting protein)
Isotype: IgG	GenBank: BC034708	Gene ID: 51199
Purification Method: Protein A purification	Immunogen Catalog Number: Ag3688	

Detection Antibody Information

Catalog Number: 84937-1-PBS	Clone ID: 242525B7	Conjugate: Unconjugated
Host: Rabbit	Reactivity: human	Full name: ninein (GSK3B interacting protein)
Isotype: IgG	GenBank: BC034708	Gene ID: 51199
Purification Method: Protein A purification	Immunogen Catalog Number: Ag3688	

Applications

Tested Applications: Cytometric bead array, Sandwich ELISA	Range: 0.313-40 ng/mL (Cytometric Bead Array) 7.81-500 pg/mL (Sandwich ELISA)	Recommended Dilutions: It is recommended that this reagent should be titrated in each testing system to obtain optimal results.
---	---	--

Product Information

MP01704-2 targets Ninein in immunoassays as a matched antibody pair. Validated in Cytometric bead array, Sandwich ELISA.

Capture antibody: Ninein Recombinant antibody, PBS Only (Capture) 84937-3-PBS (242525F9). 100 µg. Concentration 1 mg/mL.

Detection antibody: Ninein Recombinant antibody, PBS Only (Detector) 84937-1-PBS (242525B7). 100 µg. Concentration 1 mg/mL.

Unconjugated rabbit recombinant monoclonal antibody pair in PBS only storage buffer at a concentration of 1 mg/mL, ready for conjugation. Created using Proteintech's proprietary in-house recombinant technology. Recombinant production enables unrivalled batch-to-batch consistency, easy scale-up, and future security of supply.

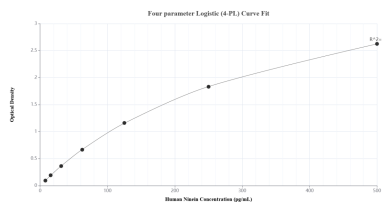
Matched antibody pairs are designed for use in a variety of assays and platforms that require matched antibody pairs.

Antibody use should be optimized for each application and assay.

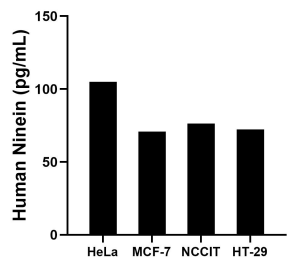
Storage

Storage:
Store at -80°C.
The product is shipped with ice packs. Upon receipt, store it immediately at -80°C
Storage buffer:
PBS only

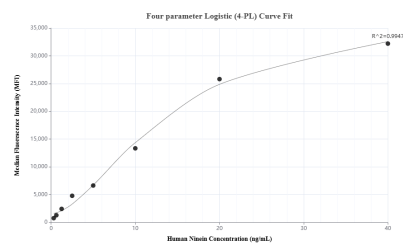
Selected Validation Data



Sandwich ELISA standard curve of MP01704-2, Human Ninein Recombinant Matched Antibody Pair - PBS only. 84937-3-PBS was coated to a plate as the capture antibody and incubated with serial dilutions of standard Ag3688. 84937-1-PBS was HRP conjugated as the detection antibody. Range: 7.81-500 pg/mL



The mean Ninein concentration was determined to be 105.0 pg/mL in HeLa cell extract based on a 1.0 mg/mL extract load, 70.8 pg/mL in MCF-7 cell extract based on a 1.2 mg/mL extract load, 76.3 pg/mL in NCCIT cell extract based on a 1.9 mg/mL extract load and 72.4 pg/mL in HT-29 cell extract based on a 1.2 mg/mL extract load.



Cytometric bead array standard curve of MP01704-2, Ninein Recombinant Matched Antibody Pair, PBS Only. Capture antibody: 84937-3-PBS. Detection antibody: 84937-1-PBS. Standard: Ag3688. Range: 0.313-40 ng/mL