

PBK Recombinant Matched Antibody Pair, PBS Only

Catalog Number: **MP01693-1**

Capture Antibody Information

Catalog Number: 84970-1-PBS	Clone ID: 242545A11	Conjugate: Unconjugated
Host: Rabbit	Reactivity: human	Full name: PDZ binding kinase
Isotype: IgG	GenBank: BC015191	Gene ID: 55872
Purification Method: Protein A purification	Immunogen Catalog Number: Ag9033	

Detection Antibody Information

Catalog Number: 84970-4-PBS	Clone ID: 242545G5	Conjugate: Unconjugated
Host: Rabbit	Reactivity: human	Full name: PDZ binding kinase
Isotype: IgG	GenBank: BC015191	Gene ID: 55872
Purification Method: Protein A purification	Immunogen Catalog Number: Ag9033	

Applications

Tested Applications: Cytometric bead array, Sandwich ELISA	Range: 0.781-100 ng/mL (Cytometric Bead Array) 0.781-50 ng/mL (Sandwich ELISA)	Recommended Dilutions: It is recommended that this reagent should be titrated in each testing system to obtain optimal results.
--	---	---

Product Information

MP01693-1 targets PBK in immunoassays as a matched antibody pair. Validated in Cytometric bead array, Sandwich ELISA.

Capture antibody: PBK Recombinant antibody, PBS Only (Capture) 84970-1-PBS (242545A11). 100 µg. Concentration 1 mg/mL.

Detection antibody: PBK Recombinant antibody, PBS Only (Detector) 84970-4-PBS (242545G5). 100 µg. Concentration 1 mg/mL.

Unconjugated rabbit recombinant monoclonal antibody pair in PBS only storage buffer at a concentration of 1 mg/mL, ready for conjugation. Created using Proteintech's proprietary in-house recombinant technology. Recombinant production enables unrivalled batch-to-batch consistency, easy scale-up, and future security of supply.

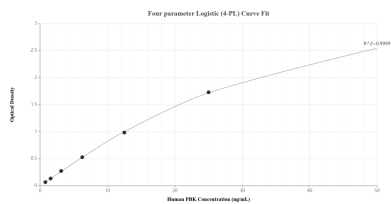
Matched antibody pairs are designed for use in a variety of assays and platforms that require matched antibody pairs.

Antibody use should be optimized for each application and assay.

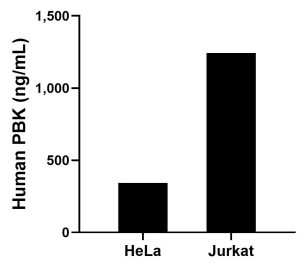
Storage

Storage:
Store at -80°C.
The product is shipped with ice packs. Upon receipt, store it immediately at -80°C
Storage buffer:
PBS only

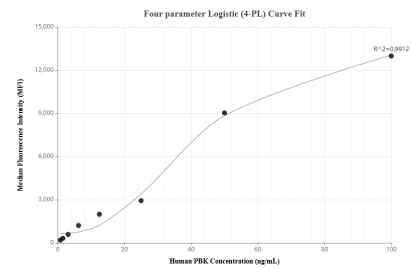
Selected Validation Data



Sandwich ELISA standard curve of MP01693-1, Human PBK Recombinant Matched Antibody Pair - PBS only. 84970-1-PBS was coated to a plate as the capture antibody and incubated with serial dilutions of standard Ag9033. 84970-4-PBS was HRP conjugated as the detection antibody. Range: 0.781-50 ng/mL



The mean PBK concentration was determined to be 342.86 ng/mL in HeLa cell extract based on a 1.30 mg/mL extract load and 1,243.51 ng/mL in Jurkat cell extract based on a 2.00 mg/mL extract load.



Cytometric bead array standard curve of MP01693-1, PBK Recombinant Matched Antibody Pair, PBS Only. Capture antibody: 84970-1-PBS. Detection antibody: 84970-4-PBS. Standard: Ag9033. Range: 0.781-100 ng/mL