

# FADS2 Recombinant Matched Antibody Pair, PBS Only

Catalog Number: **MP01384-1**

## Capture Antibody Information

Catalog Number: 84527-1-PBS	Clone ID: 241863E8	Conjugate: Unconjugated
Host: Rabbit	Reactivity: human	Full name: fatty acid desaturase 2
Isotype: IgG	GenBank: BC009011	Gene ID: 9415
Purification Method: Protein A purification	Immunogen Catalog Number: Ag27715	

## Detection Antibody Information

Catalog Number: 84527-3-PBS	Clone ID: 241863H3	Conjugate: Unconjugated
Host: Rabbit	Reactivity: human	Full name: fatty acid desaturase 2
Isotype: IgG	GenBank: BC009011	Gene ID: 9415
Purification Method: Protein A purification	Immunogen Catalog Number: Ag27715	

## Applications

Tested Applications: Cytometric bead array, Sandwich ELISA	Range: 0.625-80 ng/mL (Cytometric Bead Array) 46.9-3000 pg/mL (Sandwich ELISA)	Recommended Dilutions: It is recommended that this reagent should be titrated in each testing system to obtain optimal results.
---	--	--

## Product Information

MP01384-1 targets FADS2 in immunoassays as a matched antibody pair. Validated in Cytometric bead array, Sandwich ELISA.

Capture antibody: FADS2-Specific Recombinant antibody, PBS Only (Capture) 84527-1-PBS (241863E8). 100 µg. Concentration 1 mg/mL.

Detection antibody: FADS2-Specific Recombinant antibody, PBS Only (Detector) 84527-3-PBS (241863H3). 100 µg. Concentration 1 mg/mL.

Unconjugated rabbit recombinant monoclonal antibody pair in PBS only storage buffer at a concentration of 1 mg/mL, ready for conjugation. Created using Proteintech's proprietary in-house recombinant technology. Recombinant production enables unrivalled batch-to-batch consistency, easy scale-up, and future security of supply.

Matched antibody pairs are designed for use in a variety of assays and platforms that require matched antibody pairs.

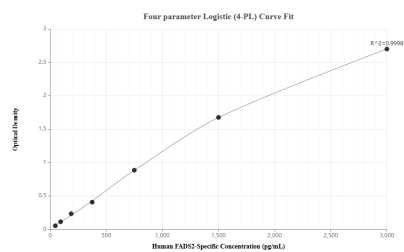
Antibody use should be optimized for each application and assay.

## Storage

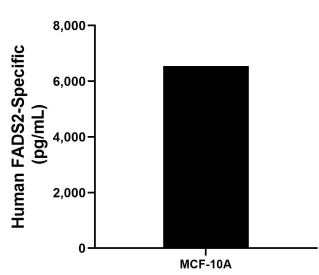
Storage:  
Store at -80°C.  
The product is shipped with ice packs. Upon receipt, store it immediately at -80°C

Storage buffer:  
PBS only

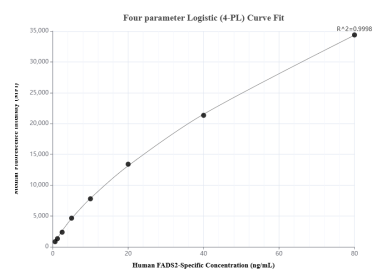
## Selected Validation Data



Sandwich ELISA standard curve of MP01384-1, Human FADS2 Recombinant Matched Antibody Pair - PBS only. 84527-1-PBS was coated to a plate as the capture antibody and incubated with serial dilutions of standard Ag27715. 84527-3-PBS was HRP conjugated as the detection antibody. Range: 46.9-3000 pg/mL



The mean FADS2 concentration was determined to be 6,549.3 pg/mL in MCF-10A cell extract based on a 1.3 mg/mL extract load.



Cytometric bead array standard curve of MP01384-1, FADS2 Recombinant Matched Antibody Pair, PBS Only. Capture antibody: 84527-1-PBS. Detection antibody: 84527-3-PBS. Standard: Ag27715. Range: 0.625-80 ng/mL