

Mouse EPCAM/CD326 Recombinant Matched Antibody Pair, PBS Only

Catalog Number: **MP01344-1**

Capture Antibody Information

Catalog Number:
84490-2-PBS

Host:
Rabbit

Isotype:
IgG

Purification Method:
Protein A purification

Clone ID:
241851E11

Reactivity:
mouse

GenBank:
NM_008532.2

Immunogen Catalog Number:
Eg1883

Conjugate:
Unconjugated

Full name:
epithelial cell adhesion molecule

Gene ID:
17075

Detection Antibody Information

Catalog Number:
84490-3-PBS

Host:
Rabbit

Isotype:
IgG

Purification Method:
Protein A purification

Clone ID:
241851F8

Reactivity:
mouse

GenBank:
NM_008532.2

Immunogen Catalog Number:
Eg1883

Conjugate:
Unconjugated

Full name:
epithelial cell adhesion molecule

Gene ID:
17075

Applications

Tested Applications:
Cytometric bead array, Sandwich ELISA

Range:
0.313-20 ng/mL (Cytometric Bead Array)
19.5-625 pg/mL (Sandwich ELISA)

Recommended Dilutions:
It is recommended that this reagent should be titrated in each testing system to obtain optimal results.

Product Information

MP01344-1 targets EPCAM/CD326 in immunoassays as a matched antibody pair. Validated in Cytometric bead array, Sandwich ELISA.

Capture antibody: Mouse EPCAM/CD326 Recombinant antibody, PBS Only (Capture) 84490-2-PBS (241851E11). 100 μ g. Concentration 1 mg/mL.

Detection antibody: Mouse EPCAM/TROP1 Recombinant antibody, PBS Only (Capture/Detector) 84490-3-PBS (241851F8). 100 μ g. Concentration 1 mg/mL.

Unconjugated rabbit recombinant monoclonal antibody pair in PBS only storage buffer at a concentration of 1 mg/mL, ready for conjugation. Created using Proteintech's proprietary in-house recombinant technology. Recombinant production enables unrivalled batch-to-batch consistency, easy scale-up, and future security of supply.

Matched antibody pairs are designed for use in a variety of assays and platforms that require matched antibody pairs.

Antibody use should be optimized for each application and assay.

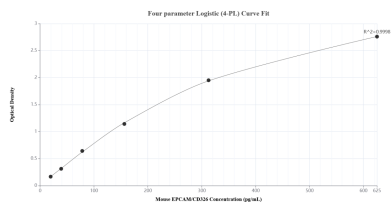
Storage

Storage:
Store at -80°C.

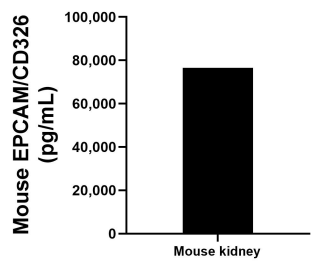
The product is shipped with ice packs. Upon receipt, store it immediately at -80°C

Storage buffer:
PBS only

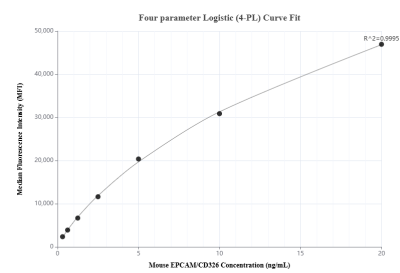
Selected Validation Data



Sandwich ELISA standard curve of MP01344-1, Mouse EPCAM/CD326 Recombinant Matched Antibody Pair - PBS only. 84490-2-PBS was coated to a plate as the capture antibody and incubated with serial dilutions of standard Eg1883. 84490-3-PBS was HRP conjugated as the detection antibody. Range: 19.5-625 pg/mL



The mean EPCAM/CD326 concentration was determined to be 76,517.6 pg/mL in mouse kidney tissue extract based on a 3.1 mg/mL extract load.



Cytometric bead array standard curve of MP01344-1, MOUSE EPCAM/CD326 Recombinant Matched Antibody Pair, PBS Only. Capture antibody: 84490-2-PBS. Detection antibody: 84490-3-PBS. Standard: Eg1883. Range: 0.313-20 ng/mL