

UHRF1 Recombinant Matched Antibody Pair, PBS Only

Catalog Number: MP01341-1

Capture Antibody Information

Catalog Number:
84489-1-PBS

Host:
Rabbit

Isotype:
IgG

Purification Method:
Protein A purification

Clone ID:
241872D1

Reactivity:
human

GenBank:
BC113875

Immunogen Catalog Number:
Ag17498

Conjugate:
Unconjugated

Full name:
ubiquitin-like with PHD and ring finger domains 1

Gene ID:
29128

Detection Antibody Information

Catalog Number:
84489-2-PBS

Host:
Rabbit

Isotype:
IgG

Purification Method:
Protein A purification

Clone ID:
241872F11

Reactivity:
human

GenBank:
BC113875

Immunogen Catalog Number:
Ag17498

Conjugate:
Unconjugated

Full name:
ubiquitin-like with PHD and ring finger domains 1

Gene ID:
29128

Applications

Tested Applications:
Cytometric bead array, Sandwich ELISA

Range:
0.156-20 ng/mL (Cytometric Bead Array)
62.5-4000 pg/mL (Sandwich ELISA)

Recommended Dilutions:
It is recommended that this reagent should be titrated in each testing system to obtain optimal results.

Product Information

MP01341-1 targets UHRF1 in immunoassays as a matched antibody pair. Validated in Cytometric bead array, Sandwich ELISA.

Capture antibody: UHRF1 Recombinant antibody, PBS Only (Capture) 84489-1-PBS (241872D1). 100 µg. Concentration 1 mg/mL.

Detection antibody: UHRF1 Recombinant antibody, PBS Only (Detector) 84489-2-PBS (241872F11). 100 µg. Concentration 1 mg/mL.

Alternative UHRF1 matched antibody pairs: MP01341-2

Unconjugated rabbit recombinant monoclonal antibody pair in PBS only storage buffer at a concentration of 1 mg/mL, ready for conjugation. Created using Proteintech's proprietary in-house recombinant technology. Recombinant production enables unrivalled batch-to-batch consistency, easy scale-up, and future security of supply.

Matched antibody pairs are designed for use in a variety of assays and platforms that require matched antibody pairs.

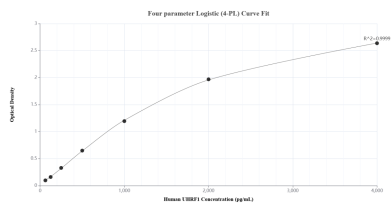
Antibody use should be optimized for each application and assay.

Storage

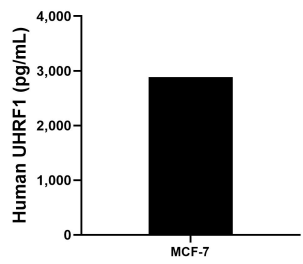
Storage:
Store at -80°C.
The product is shipped with ice packs. Upon receipt, store it immediately at -80°C

Storage buffer:
PBS only

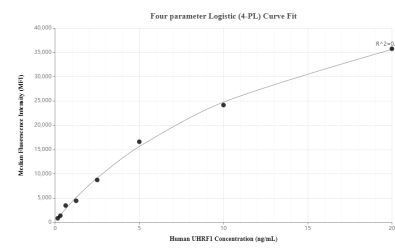
Selected Validation Data



Sandwich ELISA standard curve of MP01341-1, Human UHRF1 Recombinant Matched Antibody Pair - PBS only. 84489-1-PBS was coated to a plate as the capture antibody and incubated with serial dilutions of standard Ag17498. 84489-2-PBS was HRP conjugated as the detection antibody. Range: 62.5-4000 pg/mL.



The mean UHRF1 concentration was determined to be 2887.0 ng/mL in MCF-7 cell extract based on a 1.5 mg/mL extract load.



Cytometric bead array standard curve of MP01341-1, UHRF1 Recombinant Matched Antibody Pair, PBS Only. Capture antibody: 84489-1-PBS. Detection antibody: 84489-2-PBS. Standard: Ag17498. Range: 0.156-20 ng/mL.