

GSR Recombinant Matched Antibody Pair, PBS Only

Catalog Number: **MP01316-3**

Capture Antibody Information

Catalog Number: 84480-1-PBS	Clone ID: 241934B12	Conjugate: Unconjugated
Host: Rabbit	Reactivity: human	Full name: glutathione reductase
Isotype: IgG	GenBank: BC069244	Gene ID: 2936
Purification Method: Protein A purification	Immunogen Catalog Number: Ag13080	

Detection Antibody Information

Catalog Number: 84480-3-PBS	Clone ID: 241934E4	Conjugate: Unconjugated
Host: Rabbit	Reactivity: human	Full name: glutathione reductase
Isotype: IgG	GenBank: BC069244	Gene ID: 2936
Purification Method: Protein A purification	Immunogen Catalog Number: Ag13080	

Applications

Tested Applications: Cytometric bead array, Sandwich ELISA	Range: 0.625-80 ng/mL (Cytometric Bead Array) 78.1-2500 pg/mL (Sandwich ELISA)	Recommended Dilutions: It is recommended that this reagent should be titrated in each testing system to obtain optimal results.
---	--	--

Product Information

MP01316-3 targets GSR in immunoassays as a matched antibody pair. Validated in Cytometric bead array, Sandwich ELISA.

Capture antibody: GSR Recombinant antibody, PBS Only (Capture/Detector) 84480-1-PBS (241934B12). 100 µg. Concentration 1 mg/mL.

Detection antibody: GSR Recombinant antibody, PBS Only (Detector) 84480-3-PBS (241934E4). 100 µg. Concentration 1 mg/mL.

Unconjugated rabbit recombinant monoclonal antibody pair in PBS only storage buffer at a concentration of 1 mg/mL, ready for conjugation. Created using Proteintech's proprietary in-house recombinant technology. Recombinant production enables unrivalled batch-to-batch consistency, easy scale-up, and future security of supply.

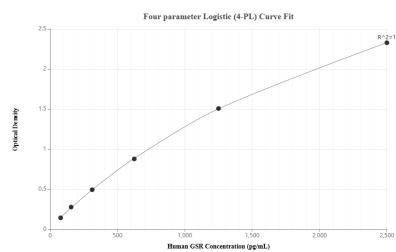
Matched antibody pairs are designed for use in a variety of assays and platforms that require matched antibody pairs.

Antibody use should be optimized for each application and assay.

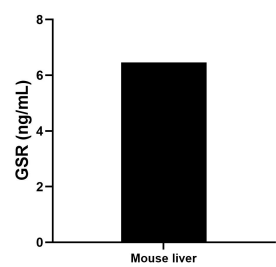
Storage

Storage:
Store at -80°C.
The product is shipped with ice packs. Upon receipt, store it immediately at -80°C
Storage buffer:
PBS only

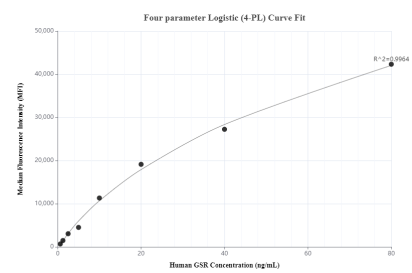
Selected Validation Data



Sandwich ELISA standard curve of MP01316-3, Human GSR Recombinant Matched Antibody Pair - PBS only. 84480-1-PBS was coated to a plate as the capture antibody and incubated with serial dilutions of standard Ag13080. 84480-3-PBS was HRP conjugated as the detection antibody. Range: 78.1-2500 pg/mL



The mean GSR concentration was determined to be 6.46 ng/mL in mouse liver tissue extract based on a 3.7 mg/mL extract load.



Cytometric bead array standard curve of MP01316-3, GSR Recombinant Matched Antibody Pair, PBS Only. Capture antibody: 84480-1-PBS. Detection antibody: 84480-3-PBS. Standard: Ag13080. Range: 0.625-80 ng/mL