

TNFRSF9/CD137 Recombinant Matched Antibody Pair, PBS Only

Catalog Number: MP00870-2

Capture Antibody Information

Catalog Number:
83893-1-PBS

Host:
Rabbit

Isotype:
IgG

Purification Method:
Protein A purification

Clone ID:
241006D2

Reactivity:
human

GenBank:
BC006196

Conjugate:
Unconjugated

Full name:
tumor necrosis factor receptor superfamily, member 9

Gene ID:
3604

Detection Antibody Information

Catalog Number:
83893-4-PBS

Host:
Rabbit

Isotype:
IgG

Purification Method:
Protein A purification

Clone ID:
241006G5

Reactivity:
human

GenBank:
BC006196

Conjugate:
Unconjugated

Full name:
tumor necrosis factor receptor superfamily, member 9

Gene ID:
3604

Applications

Tested Applications:
Cytometric bead array, Sandwich ELISA

Range:
0.313-40 ng/mL (Cytometric Bead Array)
31.25-2000 pg/mL (Sandwich ELISA)

Recommended Dilutions:
It is recommended that this reagent should be titrated in each testing system to obtain optimal results.

Product Information

MP00870-2 targets TNFRSF9/CD137 in immunoassays as a matched antibody pair. Validated in Cytometric bead array, Sandwich ELISA.

Capture antibody: TNFRSF9/CD137 Recombinant antibody, PBS Only (Capture) 83893-1-PBS (241006D2). 100 µg. Concentration 1 mg/mL.

Detection antibody: TNFRSF9/CD137 Recombinant antibody, PBS Only (Detector) 83893-4-PBS (241006G5). 100 µg. Concentration 1 mg/mL.

Alternative TNFRSF9/CD137 matched antibody pairs: MP00870-1, MP01216-1, MP01216-2, MP50110-1

Unconjugated rabbit recombinant monoclonal antibody pair in PBS only storage buffer at a concentration of 1 mg/mL, ready for conjugation. Created using Proteintech's proprietary in-house recombinant technology. Recombinant production enables unrivalled batch-to-batch consistency, easy scale-up, and future security of supply.

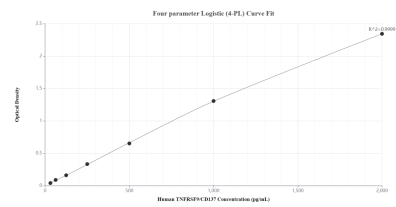
Matched antibody pairs are designed for use in a variety of assays and platforms that require matched antibody pairs.

Antibody use should be optimized for each application and assay.

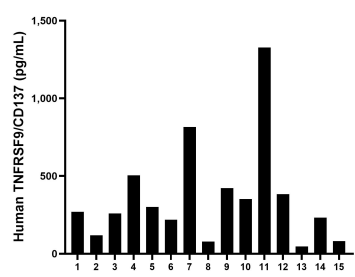
Storage

Storage:
Store at -80°C.
The product is shipped with ice packs. Upon receipt, store it immediately at -80°C
Storage buffer:
PBS only

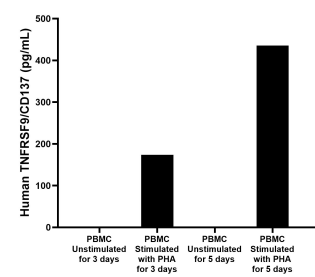
Selected Validation Data



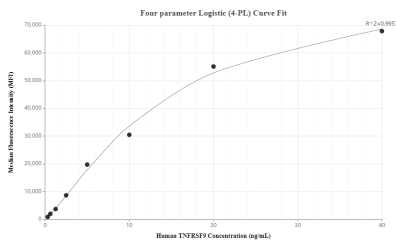
Sandwich ELISA standard curve of MP00870-2, Human TNFRSF9/CD137 Recombinant Matched Antibody Pair - PBS only. 83893-1-PBS was coated to a plate as the capture antibody and incubated with serial dilutions of standard Eg0016. 83893-4-PBS was HRP conjugated as the detection antibody. Range: 31.25-2000 pg/mL



Serum of fifteen individual healthy human donors was measured. The TNFRSF9/CD137 concentration of detected samples was determined to be 360.9 pg/mL with a range of 47.6-1,328.1 pg/mL.



Human peripheral blood mononuclear cells (PBMC) were cultured unstimulated or stimulated with 10 μ g/mL PHA for 3 days or 5 days. For the PBMC supernatant cultured for 3 days, the mean TNFRSF9 concentration was undetermined in unstimulated PBMC supernatant, 173.5 pg/mL in PHA stimulated PBMC supernatant. For the PBMC supernatant cultured for 5 days, the mean TNFRSF9/CD137 concentration was undetermined in unstimulated PBMC supernatant, 435.7 pg/mL



Cytometric bead array standard curve of MP00870-2, TNFRSF9/CD137 Recombinant Matched Antibody Pair, PBS Only. Capture antibody: 83893-1-PBS. Detection antibody: 83893-4-PBS. Standard: Eg0016. Range: 0.313-40 ng/mL