

Perilipin 1 Recombinant Matched Antibody Pair, PBS Only

Catalog Number: **MP00840-2**

Capture Antibody Information

Catalog Number:
83905-3-PBS

Host:
Rabbit

Isotype:
IgG

Purification Method:
Protein A purification

Clone ID:
240994H8

Reactivity:
human

GenBank:
NM_001145311

Immunogen Catalog Number:
Ag26426

Conjugate:
Unconjugated

Full name:
perilipin

Gene ID:
5346

Detection Antibody Information

Catalog Number:
83905-1-PBS

Host:
Rabbit

Isotype:
IgG

Purification Method:
Protein A purification

Clone ID:
240994B2

Reactivity:
human

GenBank:
NM_001145311

Immunogen Catalog Number:
Ag26426

Conjugate:
Unconjugated

Full name:
perilipin

Gene ID:
5346

Applications

Tested Applications:
Cytometric bead array, Sandwich ELISA

Range:
0.156-20 ng/mL (Cytometric Bead Array)
0.156-10 ng/mL (Sandwich ELISA)

Recommended Dilutions:
It is recommended that this reagent should be titrated in each testing system to obtain optimal results.

Product Information

MP00840-2 targets Perilipin 1 in immunoassays as a matched antibody pair. Validated in Cytometric bead array, Sandwich ELISA.

Capture antibody: Perilipin 1 Recombinant antibody, PBS Only (Capture) 83905-3-PBS (240994H8). 100 µg. Concentration 1 mg/mL.

Detection antibody: Perilipin 1 Recombinant antibody, PBS Only (Capture/Detector) 83905-1-PBS (240994B2). 100 µg. Concentration 1 mg/mL.

Unconjugated rabbit recombinant monoclonal antibody pair in PBS only storage buffer at a concentration of 1 mg/mL, ready for conjugation. Created using Proteintech's proprietary in-house recombinant technology. Recombinant production enables unrivalled batch-to-batch consistency, easy scale-up, and future security of supply.

Matched antibody pairs are designed for use in a variety of assays and platforms that require matched antibody pairs.

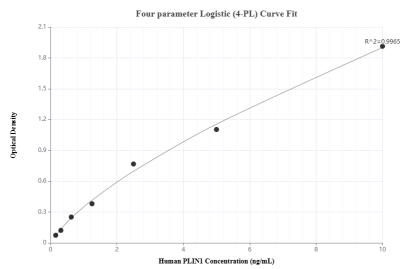
Antibody use should be optimized for each application and assay.

Storage

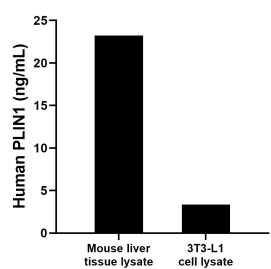
Storage:
Store at -80°C.
The product is shipped with ice packs. Upon receipt, store it immediately at -80°C

Storage buffer:
PBS only

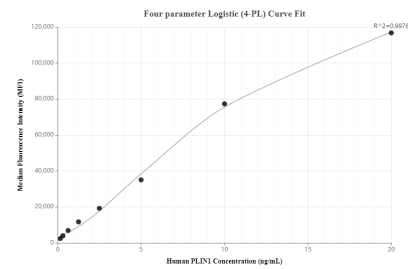
Selected Validation Data



Sandwich ELISA standard curve of MP00840-2, Human Perilipin 1 Recombinant Matched Antibody Pair - PBS only. 83905-3-PBS was coated to a plate as the capture antibody and incubated with serial dilutions of standard Ag26426. 83905-1-PBS was HRP conjugated as the detection antibody. Range: 0.156-10 ng/mL



Mouse liver tissue lysate was measured. The human Perilipin 1 concentration in mouse liver tissue lysate was determined to be 23.24 ng/mL (based on a 3.70 mg/mL extract load). 3T3-L1 cell lysate was measured. The human PLIN1 concentration in 3T3-L1 cell lysate was determined to be 3.35 ng/mL (based on a 3.40 mg/mL extract load).



Cytometric bead array standard curve of MP00840-2, Perilipin 1 Recombinant Matched Antibody Pair, PBS Only. Capture antibody: 83905-3-PBS. Detection antibody: 83905-1-PBS. Standard: Ag26426. Range: 0.156-20 ng/mL