

Rat Lipocalin-2/NGAL Recombinant Matched Antibody Pair, PBS Only

Catalog Number: **MP00790-4**

Capture Antibody Information

Catalog Number:
83853-4-PBS
Host:
Rabbit
Isotype:
IgG
Purification Method:
Protein A purification

Clone ID:
240792E8
Reactivity:
rat
GenBank:
Immunogen Catalog Number:
Eg1022

Conjugate:
Unconjugated
Full name:
lipocalin 2
Gene ID:
170496

Detection Antibody Information

Catalog Number:
83853-5-PBS
Host:
Rabbit
Isotype:
IgG
Purification Method:
Protein A purification

Clone ID:
240792D7
Reactivity:
rat
GenBank:
Immunogen Catalog Number:
Eg1022

Conjugate:
Unconjugated
Full name:
lipocalin 2
Gene ID:
170496

Applications

Tested Applications:
Sandwich ELISA

Range:
7.8-500 pg/mL (Sandwich ELISA)

Recommended Dilutions:
It is recommended that this reagent should be titrated in each testing system to obtain optimal results.

Product Information

MP00790-4 targets Lipocalin-2/NGAL in immunoassays as a matched antibody pair. Validated in Sandwich ELISA.

Capture antibody: Rat Lipocalin-2/NGAL Recombinant antibody, PBS Only (Capture) 83853-4-PBS (240792E8). 100 µg. Concentration 1 mg/mL.

Detection antibody: Rat Lipocalin-2/NGAL Recombinant antibody, PBS Only (Detector) 83853-5-PBS (240792D7). 100 µg. Concentration 1 mg/mL.

Unconjugated rabbit recombinant monoclonal antibody pair in PBS only storage buffer at a concentration of 1 mg/mL, ready for conjugation. Created using Proteintech's proprietary in-house recombinant technology. Recombinant production enables unrivalled batch-to-batch consistency, easy scale-up, and future security of supply.

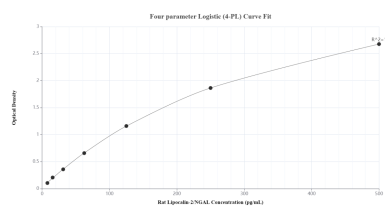
Matched antibody pairs are designed for use in a variety of assays and platforms that require matched antibody pairs.

Antibody use should be optimized for each application and assay.

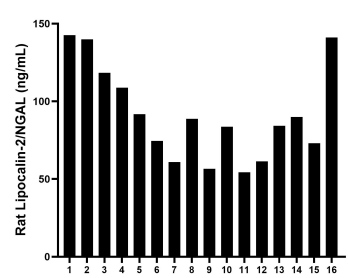
Storage

Storage:
Store at -80°C.
The product is shipped with ice packs. Upon receipt, store it immediately at -80°C
Storage buffer:
PBS only

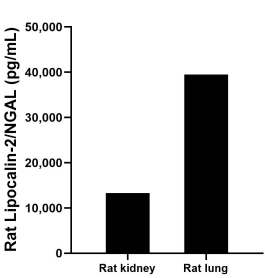
Selected Validation Data



Sandwich ELISA standard curve of MP00790-4, Rat Lipocalin-2/NGAL Recombinant Matched Antibody Pair - PBS only. 83853-4-PBS was coated to a plate as the capture antibody and incubated with serial dilutions of standard Eg1022. 83853-5-PBS was HRP conjugated as the detection antibody. Range: 7.8-500 pg/mL.



Serum of sixteen rats was measured. The Lipocalin-2/NGAL concentration of detected samples was determined to be 91.9 ng/mL with a range of 54.4 - 142.6 ng/mL.



The mean Lipocalin-2/NGAL concentration was determined to be 13,314.6 pg/mL in rat kidney tissue extract based on a 2.0 mg/mL extract load and 39,497.5 pg/mL in rat lung tissue extract based on a 1.0 mg/mL extract load.