

HDAC10 Recombinant Matched Antibody Pair, PBS Only

Catalog Number: **MP00773-2**

Capture Antibody Information

Catalog Number: 83788-3-PBS	Clone ID: 240877D2	Conjugate: Unconjugated
Host: Rabbit	Reactivity: human	Full name: histone deacetylase 10
Isotype: IgG	GenBank: BC125083	Gene ID: 83933
Purification Method: Protein A purification	Immunogen Catalog Number: Ag18851	

Detection Antibody Information

Catalog Number: 83788-2-PBS	Clone ID: 240877D12	Conjugate: Unconjugated
Host: Rabbit	Reactivity: human	Full name: histone deacetylase 10
Isotype: IgG	GenBank: BC125083	Gene ID: 83933
Purification Method: Protein A purification	Immunogen Catalog Number: Ag18851	

Applications

Tested Applications: Cytometric bead array, Sandwich ELISA	Range: 1.25-20 ng/mL (Cytometric Bead Array) 0.625-40 ng/mL (Sandwich ELISA)	Recommended Dilutions: It is recommended that this reagent should be titrated in each testing system to obtain optimal results.
---	--	--

Product Information

MP00773-2 targets HDAC10 in immunoassays as a matched antibody pair. Validated in Cytometric bead array, Sandwich ELISA.

Capture antibody: HDAC10 Recombinant antibody, PBS Only (Capture) 83788-3-PBS (240877D2). 100 µg. Concentration 1 mg/mL.

Detection antibody: HDAC10 Recombinant antibody, PBS Only (Detector) 83788-2-PBS (240877D12). 100 µg. Concentration 1 mg/mL.

Unconjugated rabbit recombinant monoclonal antibody pair in PBS only storage buffer at a concentration of 1 mg/mL, ready for conjugation. Created using Proteintech's proprietary in-house recombinant technology. Recombinant production enables unrivalled batch-to-batch consistency, easy scale-up, and future security of supply.

Matched antibody pairs are designed for use in a variety of assays and platforms that require matched antibody pairs.

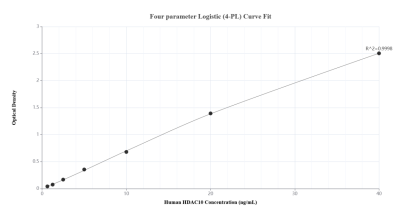
Antibody use should be optimized for each application and assay.

Storage

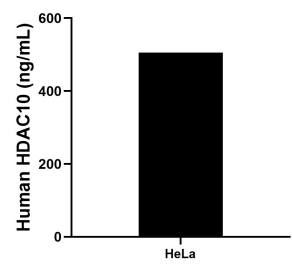
Storage:
Store at -80°C.
The product is shipped with ice packs. Upon receipt, store it immediately at -80°C

Storage buffer:
PBS only

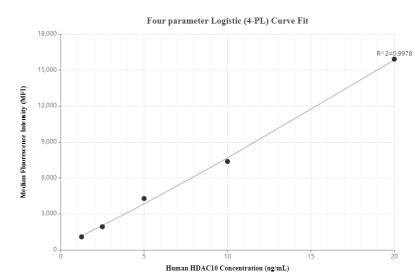
Selected Validation Data



Sandwich ELISA standard curve of MP00773-2, Human HDAC10 Recombinant Matched Antibody Pair - PBS only. 83788-3-PBS was coated to a plate as the capture antibody and incubated with serial dilutions of standard Ag18851. 83788-2-PBS was HRP conjugated as the detection antibody. Range: 0.625-40 ng/mL.



The mean HDAC10 concentration was determined to be 505.63 ng/mL in HeLa cell extract based on a 1.30 mg/mL extract load.



Cytometric bead array standard curve of MP00773-2, HDAC10 Recombinant Matched Antibody Pair, PBS Only. Capture antibody: 83788-3-PBS. Detection antibody: 83788-2-PBS. Standard: Ag18851. Range: 1.25-20 ng/mL.