

TBK1 Recombinant Matched Antibody Pair, PBS Only

Catalog Number: **MP00674-1**

Capture Antibody Information

Catalog Number: 83686-2-PBS	Clone ID: 240769F3	Conjugate: Unconjugated
Host: Rabbit	Reactivity: human	Full name: TANK-binding kinase 1
Isotype: IgG	GenBank: BC034950	Gene ID: 29110
Purification Method: Protein A purification	Immunogen Catalog Number: Ag28894	

Detection Antibody Information

Catalog Number: 83686-1-PBS	Clone ID: 240769A4	Conjugate: Unconjugated
Host: Rabbit	Reactivity: human	Full name: TANK-binding kinase 1
Isotype: IgG	GenBank: BC034950	Gene ID: 29110
Purification Method: Protein A purification	Immunogen Catalog Number: Ag28894	

Applications

Tested Applications: Cytometric bead array, Sandwich ELISA	Range: 1.25-80 ng/mL (Cytometric Bead Array) 3.9-250 ng/mL (Sandwich ELISA)	Recommended Dilutions: It is recommended that this reagent should be titrated in each testing system to obtain optimal results.
--	--	---

Product Information

MP00674-1 targets TBK1 in immunoassays as a matched antibody pair. Validated in Cytometric bead array, Sandwich ELISA.

Capture antibody: TBK1 Recombinant antibody, PBS Only (Capture) 83686-2-PBS (240769F3). 100 µg. Concentration 1 mg/mL.

Detection antibody: TBK1 Recombinant antibody, PBS Only (Detector) 83686-1-PBS (240769A4). 100 µg. Concentration 1 mg/mL.

Unconjugated rabbit recombinant monoclonal antibody pair in PBS only storage buffer at a concentration of 1 mg/mL, ready for conjugation. Created using Proteintech's proprietary in-house recombinant technology. Recombinant production enables unrivalled batch-to-batch consistency, easy scale-up, and future security of supply.

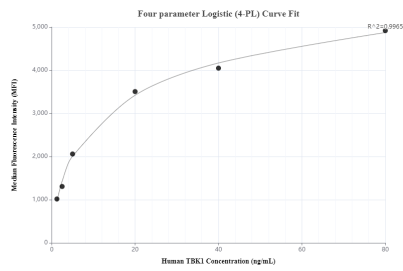
Matched antibody pairs are designed for use in a variety of assays and platforms that require matched antibody pairs.

Antibody use should be optimized for each application and assay.

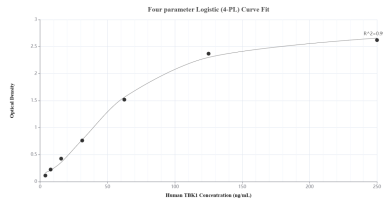
Storage

Storage:
Store at -80°C.
The product is shipped with ice packs. Upon receipt, store it immediately at -80°C
Storage buffer:
PBS only

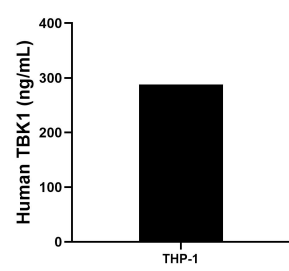
Selected Validation Data



Cytometric bead array standard curve of MP00674-1, TBK1 Recombinant Matched Antibody Pair, PBS Only. Capture antibody: 83686-2-PBS. Detection antibody: 83686-1-PBS. Standard: Ag28894. Range: 1.25-80 ng/mL.



Sandwich ELISA standard curve of MP00674-1, Human TBK1 Recombinant Matched Antibody Pair - PBS only. 83686-2-PBS was coated to a plate as the capture antibody and incubated with serial dilutions of standard Ag28894. 83686-1-PBS was HRP conjugated as the detection antibody. Range: 3.9-250 ng/mL.



The mean TBK1 concentration was determined to be 288.0 ng/mL in THP-1 cell extract based on a 5.7 mg/mL extract load.