

For Research Use Only

CEACAM1/CD66a Recombinant Matched Antibody Pair, PBS Only



Catalog Number:MP00520-5

Capture Antibody Information

Catalog Number:
83524-9-PBS
Host:
Rabbit
Isotype:
IgG
Purification Method:
Protein A purification

Clone ID:
253148A8
Reactivity:
human
GenBank:
BC014473
Immunogen Catalog Number:
Eg7064

Conjugate:
Unconjugated
Full name:
carcinoembryonic antigen-related cell adhesion molecule 1 (biliary glycoprotein)
Gene ID:
634

Detection Antibody Information

Catalog Number:
83524-6-PBS
Host:
Rabbit
Isotype:
IgG
Purification Method:
Protein A purification

Clone ID:
253148A11
Reactivity:
human
GenBank:
BC014473
Immunogen Catalog Number:
Eg7064

Conjugate:
Unconjugated
Full name:
carcinoembryonic antigen-related cell adhesion molecule 1 (biliary glycoprotein)
Gene ID:
634

Applications

Tested Applications:
Sandwich ELISA

Range:
78.1-5000 pg/mL (Sandwich ELISA)

Recommended Dilutions:
It is recommended that this reagent should be titrated in each testing system to obtain optimal results.

Product Information

MP00520-5 targets CEACAM1/CD66a in immunoassays as a matched antibody pair. Validated in Sandwich ELISA.

Capture antibody: CEACAM1/CD66a Recombinant monoclonal antibody, PBS Only (Capture) 83524-9-PBS (253148A8). 100 µg. Concentration 1 mg/ml.

Detection antibody: CEACAM1/CD66a Recombinant monoclonal antibody, PBS Only (Detector) 83524-6-PBS (253148A11). 100 µg. Concentration 1 mg/ml.

Unconjugated rabbit recombinant monoclonal antibody pair in PBS only storage buffer at a concentration of 1 mg/mL, ready for conjugation. Created using Proteintech's proprietary in-house recombinant technology. Recombinant production enables unrivalled batch-to-batch consistency, easy scale-up, and future security of supply.

Matched antibody pairs are designed for use in a variety of assays and platforms that require matched antibody pairs.

Antibody use should be optimized for each application and assay.

Storage

Storage:
Store at -80°C.
The product is shipped with ice packs. Upon receipt, store it immediately at -80°C
Storage buffer:
PBS only

For technical support and original validation data for this product please contact:

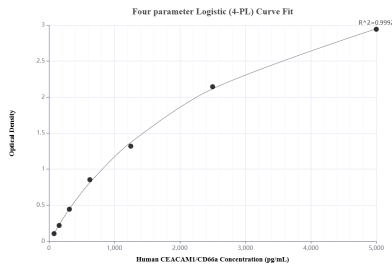
T: 4006900926

E: Proteintech-CN@ptglab.com

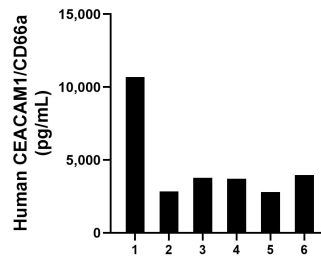
W: ptgcn.com

This product is exclusively available under Proteintech Group brand and is not available to purchase from any other manufacturer.

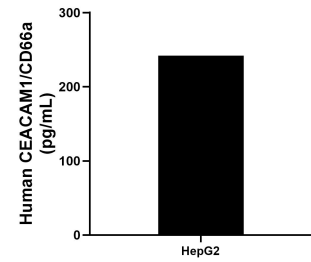
Selected Validation Data



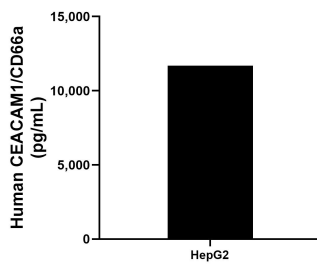
Sandwich ELISA standard curve of MP00520-5, Human CEACAM1/CD66a Recombinant Matched Antibody Pair - PBS only. 83524-9-PBS was coated to a plate as the capture antibody and incubated with serial dilutions of standard Eg7064. 83524-6-PBS was HRP conjugated as the detection antibody. Range: 78.1-5000 pg/mL



Plasma of six individual healthy human donors was measured. The human CEACAM1/CD66a concentration of detected samples was determined to be 4,624.2 ng/mL with a range of 2,787.3 - 10,691.2 pg/mL.



HepG2 (human hepatocellular carcinoma cells) were cultured in DMEM supplemented with 10% fetal bovine serum, 2.5 mM L-glutamine, 100 U/mL penicillin, and 100 μg/mL streptomycin sulfate. An aliquot of the cell culture supernate was removed, assayed for human CEACAM1/CD66a, and measured 241.8 pg/mL



The mean CEACAM1/CD66a concentration was determined to be 11,693.8 pg/mL in HepG2 cell extract based on a 1.5 mg/mL extract load.