For Research Use Only

Mouse Albumin Recombinant Matched Antibody Pair, PBS Only

proteintech®
Antibodies | ELISA kits | Proteins
www.ptgcn.com

Catalog Number:MP00329-4

Capture Antibody Information

Catalog Number:
83289-5-PBS

Clone ID:
240245F7

Conjugate:
Unconjugated

Host:
Rabbit

Reactivity:
mouse

Full name:
albumin

Isotype:
IgG

GenBank:
NM_009654.4

Gene ID:
11657

Purification Method:
Protein A purification

Detection Antibody Information

Catalog Number:
83289-3-PBS

Clone ID:
240245F8

Conjugate:
Unconjugated

Host:
Rabbit

Reactivity:
mouse

Full name:
albumin

Isotype:
IgG

GenBank:
NM_009654.4

Gene ID:
11657

Purification Method:
Protein A purification

Immunogen Catalog Number:
Eg0886

Applications

Tested Applications:
Sandwich ELISA

Range:
23.4-1500 pg/mL (Sandwich ELISA)

Recommended Dilutions:
It is recommended that this reagent should be titrated in each testing system to obtain optimal results.

Product Information

MP00329-4 targets Albumin in immunoassays as a matched antibody pair. Validated in Sandwich ELISA.

Capture antibody: Mouse Albumin Recombinant antibody, PBS Only (Capture) 83289-5-PBS (240245F7). 100 μg. Concentration 1 mg/ml.

Detection antibody: Mouse Albumin Recombinant antibody, PBS Only (Capture/Detector) 83289-3-PBS (240245F8). 100 μg. Concentration 1 mg/ml.

Unconjugated rabbit recombinant monoclonal antibody pair in PBS only storage buffer at a concentration of 1 mg/mL, ready for conjugation. Created using Proteintech's proprietary in-house recombinant technology. Recombinant production enables unrivalled batch-to-batch consistency, easy scale-up, and future security of supply.

Matched antibody pairs are designed for use in a variety of assays and platforms that require matched antibody pairs.

Antibody use should be optimized for each application and assay.

Storage

Storage:
Store at -80°C.
The product is shipped with ice packs. Upon receipt, store it immediately at -80°C
Storage buffer:
PBS only

Selected Validation Data

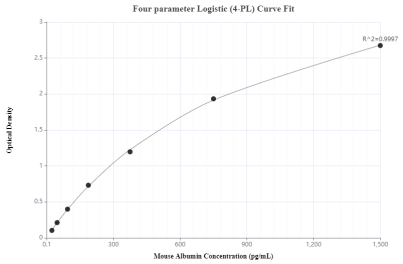

Sandwich ELISA standard curve of MP00329-4, Mouse Albumin Recombinant Matched Antibody Pair - PBS only. 83289-5-PBS was coated to a plate as the capture antibody and incubated with serial dilutions of standard Eg0886. 83289-3-PBS was HRP conjugated as the detection antibody. Range: 23.4-1500 pg/mL.

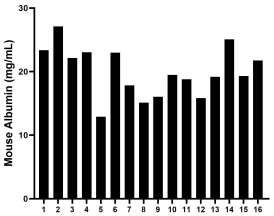

Serum of sixteen mice was measured. The Albumin concentration of detected samples was determined to be 20.0 mg/mL with a range of 12.9-27.1 mg/mL.

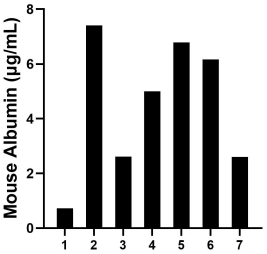

Urine of seven mice was measured. The Albumin concentration of detected samples was determined to be 4.5 µg/mL with a range of 0.7-7.4 µg/mL.