

BUB3 Recombinant Matched Antibody Pair, PBS Only

Catalog Number: **MP00297-3**

Capture Antibody Information

Catalog Number:
83266-2-PBS

Host:
Rabbit

Isotype:
IgG

Purification Method:
Protein A purification

Clone ID:
240087E11

Reactivity:
human

GenBank:
BC005138

Immunogen Catalog Number:
Ag25608

Conjugate:
Unconjugated

Full name:
budding uninhibited by benzimidazoles 3 homolog (yeast)

Gene ID:
9184

Detection Antibody Information

Catalog Number:
83266-1-PBS

Host:
Rabbit

Isotype:
IgG

Purification Method:
Protein A purification

Clone ID:
240087C3

Reactivity:
human

GenBank:
BC005138

Immunogen Catalog Number:
Ag25608

Conjugate:
Unconjugated

Full name:
budding uninhibited by benzimidazoles 3 homolog (yeast)

Gene ID:
9184

Applications

Tested Applications:
Cytometric bead array, Sandwich ELISA

Range:
1.25-20 ng/mL (Cytometric Bead Array)
0.625-40 ng/mL (Sandwich ELISA)

Recommended Dilutions:
It is recommended that this reagent should be titrated in each testing system to obtain optimal results.

Product Information

MP00297-3 targets BUB3 in immunoassays as a matched antibody pair. Validated in Cytometric bead array, Sandwich ELISA.

Capture antibody: BUB3 Recombinant antibody, PBS Only (Capture) 83266-2-PBS (240087E11). 100 µg. Concentration 1 mg/mL.

Detection antibody: BUB3 Recombinant antibody, PBS Only (Capture/Detector) 83266-1-PBS (240087C3). 100 µg. Concentration 1 mg/mL.

Alternative BUB3 matched antibody pairs: MP00297-1, MP00297-2

Unconjugated rabbit recombinant monoclonal antibody pair in PBS only storage buffer at a concentration of 1 mg/mL, ready for conjugation. Created using Proteintech's proprietary in-house recombinant technology. Recombinant production enables unrivalled batch-to-batch consistency, easy scale-up, and future security of supply.

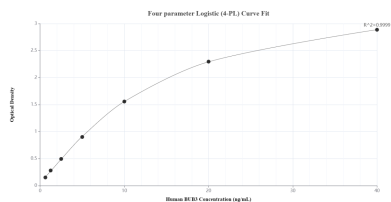
Matched antibody pairs are designed for use in a variety of assays and platforms that require matched antibody pairs.

Antibody use should be optimized for each application and assay.

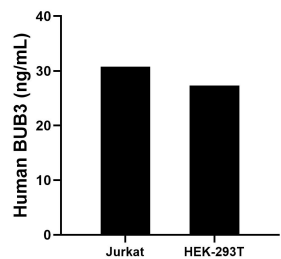
Storage

Storage:
Store at -80°C.
The product is shipped with ice packs. Upon receipt, store it immediately at -80°C
Storage buffer:
PBS only

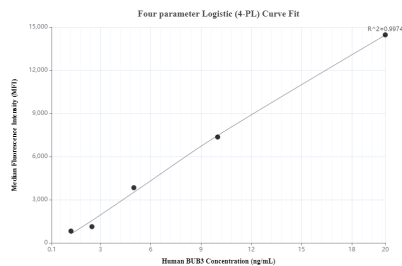
Selected Validation Data



Sandwich ELISA standard curve of MP00297-3, Human BUB3 Recombinant Matched Antibody Pair - PBS only. 83266-2-PBS was coated to a plate as the capture antibody and incubated with serial dilutions of standard Ag25608. 83266-1-PBS was HRP conjugated as the detection antibody. Range: 0.625-40 ng/mL.



The mean BUB3 concentration was determined to be 30.78 ng/mL in Jurkat cell extract based on a 1.00 mg/mL extract load and 27.28 ng/mL in HEK-293T cell extract based on a 1.00 mg/mL extract load.



Cytometric bead array standard curve of MP00297-3, BUB3 Recombinant Matched Antibody Pair, PBS Only. Capture antibody: 83266-2-PBS. Detection antibody: 83266-1-PBS. Standard: Ag25608. Range: 1.25-20 ng/mL.