

OGT Recombinant Matched Antibody Pair, PBS Only

Catalog Number: MP00167-1

Capture Antibody Information

Catalog Number:
83113-3-PBS

Host:
Rabbit

Isotype:
IgG

Purification Method:
Protein A purification

Clone ID:
230385F11

Reactivity:
human

GenBank:
BC014434

Immunogen Catalog Number:
Ag2160

Conjugate:
Unconjugated

Full name:
O-linked N-acetylglucosamine (GlcNAc) transferase (UDP-N-acetylglucosamine:polypeptide-N-acetylglucosaminyl transferase)

Gene ID:
8473

Detection Antibody Information

Catalog Number:
83113-2-PBS

Host:
Rabbit

Isotype:
IgG

Purification Method:
Protein A purification

Clone ID:
230385C3

Reactivity:
human

GenBank:
BC014434

Immunogen Catalog Number:
Ag2160

Conjugate:
Unconjugated

Full name:
O-linked N-acetylglucosamine (GlcNAc) transferase (UDP-N-acetylglucosamine:polypeptide-N-acetylglucosaminyl transferase)

Gene ID:
8473

Applications

Tested Applications:
Cytometric bead array, Sandwich ELISA

Range:
0.625-20 ng/mL (Cytometric Bead Array)
0.156-10 ng/mL (Sandwich ELISA)

Recommended Dilutions:
It is recommended that this reagent should be titrated in each testing system to obtain optimal results.

Product Information

MP00167-1 targets OGT in immunoassays as a matched antibody pair. Validated in Cytometric bead array, Sandwich ELISA.

Capture antibody: OGT Recombinant antibody, PBS Only (Capture) 83113-3-PBS (230385F11). 100 µg. Concentration 1 mg/mL.

Detection antibody: OGT Recombinant antibody, PBS Only (Detector) 83113-2-PBS (230385C3). 100 µg. Concentration 1 mg/mL.

Unconjugated rabbit recombinant monoclonal antibody pair in PBS only storage buffer at a concentration of 1 mg/mL, ready for conjugation. Created using Proteintech's proprietary in-house recombinant technology. Recombinant production enables unrivalled batch-to-batch consistency, easy scale-up, and future security of supply.

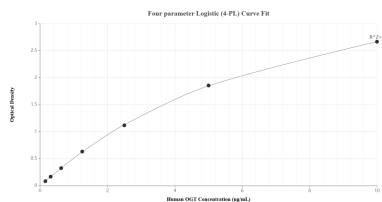
Matched antibody pairs are designed for use in a variety of assays and platforms that require matched antibody pairs.

Antibody use should be optimized for each application and assay.

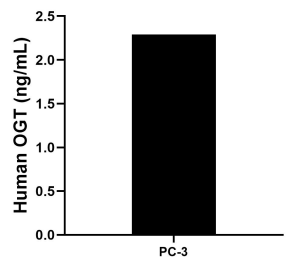
Storage

Storage:
Store at -80°C.
The product is shipped with ice packs. Upon receipt, store it immediately at -80°C
Storage buffer:
PBS only

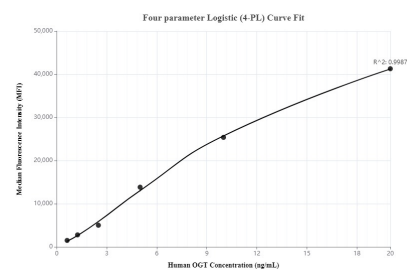
Selected Validation Data



Sandwich ELISA standard curve of MP00167-1, Human OGT Recombinant Matched Antibody Pair - PBS only. 83113-3-PBS was coated to a plate as the capture antibody and incubated with serial dilutions of standard Ag2160. 83113-2-PBS was HRP conjugated as the detection antibody. Range: 0.156-10 ng/mL



The mean OGT concentration was determined to be 2.29 ng/mL in PC-3 cell extract based on a 2.00 mg/mL extract load.



Cytometric bead array standard curve of MP00167-1, OGT Recombinant Matched Antibody Pair, PBS Only. Capture antibody: 83113-3-PBS. Detection antibody: 83113-2-PBS. Standard: Ag2160. Range: 0.625-20 ng/mL