For Research Use Only

anti-CD33 recombinant VHH, CoraLite ® Plus 555

www.ptgcn.com

Catalog Number: MG-1230CL555

Basic Information

Catalog Number:
MG-1230CL555

Type:
Nanobody

Applications:
FC

Class:
Recombinant

Host:
Alpaca

RRID:
/

Conjugate:
CoraLite® Plus 555

Molecular Weight:
15.7 kDa

Description

The small size of VHHs (~15 kDa) enables access to epitopes that may be sterically inaccessible to full size IgGs. Their reduced steric hindrance also facilitates simultaneous staining of multiple targets, making them particularly useful for applications like Nano-Flow. MG-1230CL555 is a recombinant CoraLite ® Plus 555 conjugated anti CD33 Nanobody (VHH) that targets CD33 (human).

Affinity

270 nM

Excitation/Emission Maxima Wavelengths

554 nm / 570 nm

Background

CD33, also referred to as Siglec-3, is a 67-kDa glycosylated transmembrane protein of sialic acid-binding immunoglobulin-like lactic (siglec) family. CD33 is expressed on monocytes, myeloid progenitors, granulocytes, mast cells, some T cells. It may mediate cell-to-cell adhesion and act as a receptor that inhibits the proliferation of normal and leukemic myeloid cells.

Storage

Storage:
Store at -20°C

Storage Buffer:
10 mM HEPES pH 7.0, 500 mM NaCl, 5 mM EDTA, 0.09% sodium azide

For technical support and original validation data for this product please contact:

T: 4006900926

E: Proteintech-CN@ptglab.com
W: www.ptgcn.com

This product is exclusively available under Proteintech Group brand and is not available to purchase from any other manufacturer.

Selected Validation Data

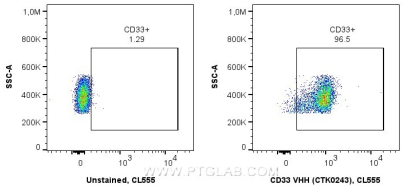

Human PBMCs stained with anti-CD33 recombinant VHH in Flow Cytometry
 1x10^6 human PBMCs were surface stained in 100 µL with 1 µg anti-CD33 recombinant VHH, CoraLite® Plus 555 (MG-1230CL555, Clone: CTK0243) or unstained. Fc-receptors were blocked. Cells were not fixed. Monocytes were gated.

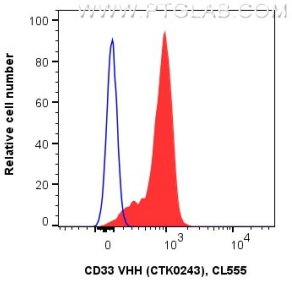

Human PBMCs stained with anti-CD33 recombinant VHH in Flow Cytometry
 1x10^6 human PBMCs were surface stained in 100 µL with 1 µg anti-CD33 recombinant VHH, CoraLite® Plus 555 (MG-1230CL555, Clone: CTK0243) (red) or unstained (blue). Fc-receptors were blocked. Cells were not fixed. Monocytes were gated.

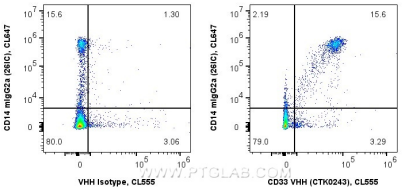

Human PBMCs co-stained with anti-CD33 recombinant VHH and anti-CD14 26IC in Flow Cytometry
 1x10^6 human PBMCs were surface co-stained in 100 µL with 1 µg anti-CD33 recombinant VHH, CoraLite® Plus 555 (MG-1230CL555, Clone: CTK0243), or 1 µg recombinant Alpaca VHH Isotype Control (Clone: CTK0201), and 5 µL CoraLite® Plus 647 Anti-Human CD14

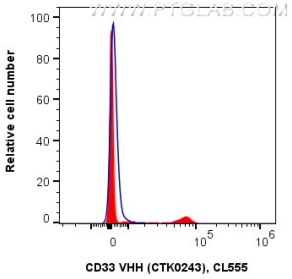

Human PBMCs co-stained with anti-CD33 recombinant VHH and anti-CD14 26IC in Flow Cytometry
 1x10^6 human PBMCs were surface co-stained in 100 µL with 1 µg anti-CD33 recombinant VHH, CoraLite® Plus 555 (MG-1230CL555, Clone: CTK0243) (red), or 1 µg recombinant Alpaca VHH Isotype Control (Clone: CTK0201, blue) and 5 µL Anti-Human CD1, CoraLite® Plus