proteintech®
Antibodies | ELISA kits | Proteins

For Research Use Only

IHC*easy*® GALNT17/WBSCR17 Ready-To-Use IHC Kit

Catalog Number: KHC3270

General Information

Sample type:
FFPE tissue

Cited sample type:

Reactivity:
Human, Mouse

Cited Reactivity:

Assay type:
Immunohistochemistry

Primary antibody type:
Rabbit Polyclonal

Secondary antibody type:
Polymer-HRP-Goat anti-Rabbit

Kit Component

Component	Size	Concentration
Antigen Retrieval Buffer	100 mL	50×
Washing Buffer	100 mL ×2	20×
Blocking Buffer	5 mL	RTU
Primary Antibody	5 mL	RTU
Secondary Antibody	5 mL	RTU
Chromogen Component A	0.2 mL	RTU
Chromogen Component B	4 mL	RTU
Signal Enhancer	5 mL	RTU
Counter Staining Reagent	5 mL	RTU
Mounting Media	5 mL	RTU
Control Slide	1 slide (Optional)	FFPE
Datasheet	1 Copy	
Manual	1 Copy	

Storage Instructions

All the reagents are stored at 2-8°C. The kit is stable for 6 months from the date of receipt.

Background

WBSCR17, also known as GALNT17, which encodes a brain-expressed N-acetylgalactosaminyl transferase (GalNAcT), is located at the distal edge of a region that is commonly deleted or duplicated in Williams Beuren Syndrome (WBS), a developmental disorder with motor and coordination problems, impaired visuospatial memory, and abnormal social interaction. WBSCR17 loss-of-function has significant effects on cerebellar development, and is associated with phenotypes including developmental delay, deficits in motor coordination, reduced exploratory activity, and impaired social behavior.

Synonyms

WBSCR17, EC:2.4.1.41, GalNAc T like protein 3, GalNAc-T-like protein 3, GALNT17

Selected Validation Data

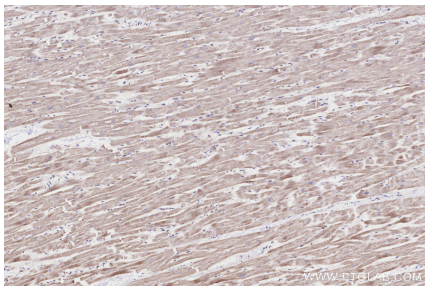

Immunohistochemical analysis of paraffin-embedded human heart tissue slide using KHC3270 (GALNT17/WBSCR17 IHC Kit).

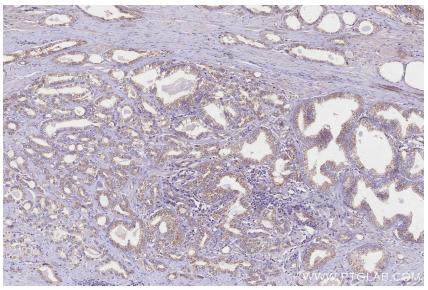

Immunohistochemical analysis of paraffin-embedded human prostate cancer tissue slide using KHC3270 (GALNT17/WBSCR17 IHC Kit).

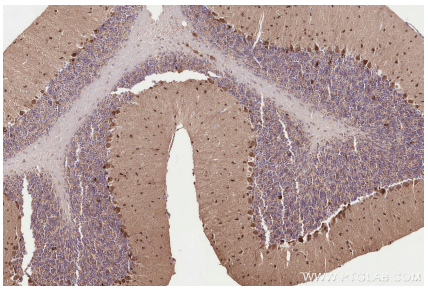

Immunohistochemical analysis of paraffin-embedded mouse cerebellum tissue slide using KHC3270 (GALNT17/WBSCR17 IHC Kit).

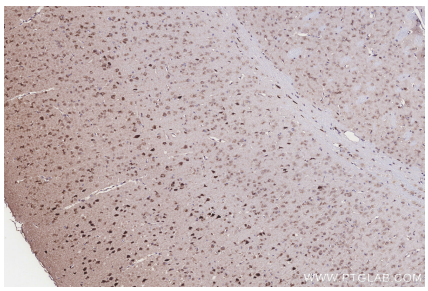

Immunohistochemical analysis of paraffin-embedded mouse brain tissue slide using KHC3270 (GALNT17/WBSCR17 IHC Kit).