

IHCeasy[®] NDUFB7 Ready-To-Use IHC Kit

Catalog Number: **KHC3193**

General Information

Sample type:
FFPE tissue
Cited sample type:
Reactivity:
Human, Mouse, Rat
Cited Reactivity:

Assay type:
Immunohistochemistry
Primary antibody type:
Rabbit Polyclonal
Secondary antibody type:
Polymer-HRP-Goat anti-Rabbit

Kit Component

Component	Size	Concentration
Antigen Retrieval Buffer	100 mL	50×
Washing Buffer	100 mL ×2	20×
Blocking Buffer	5 mL	RTU
Primary Antibody	5 mL	RTU
Secondary Antibody	5 mL	RTU
Chromogen Component A	0.2 mL	RTU
Chromogen Component B	4 mL	RTU
Signal Enhancer	5 mL	RTU
Counter Staining Reagent	5 mL	RTU
Mounting Media	5 mL	RTU
Control Slide	1 slide (Optional)	FFPE
Datasheet	1 Copy	
Manual	1 Copy	

Storage Instructions

All the reagents are stored at 2-8°C. The kit is stable for 6 months from the date of receipt.

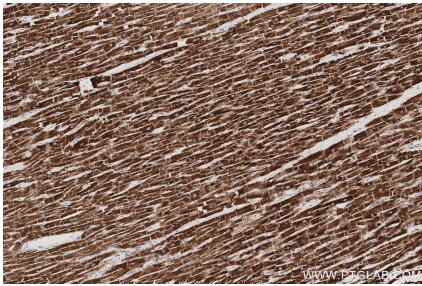
Background

NDUFB7(NADH dehydrogenase [ubiquinone] 1 beta subcomplex subunit 7) is also named as CI-B18 and belongs to the complex I NDUFB7 subunit family. It is an accessory subunit of the mitochondrial membrane respiratory chain NADH dehydrogenase (Complex I), which couples the oxidation of NADH to the reduction of ubiquinone and the translocation of protons across the inner membrane. NDUFB7 protein lacks a mitochondrial targeting signal and transmembrane domains. However, it has a Cx(9)C motif that includes an intermembrane space targeting signal.

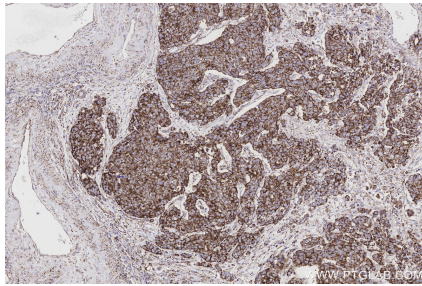
Synonyms

B18, Cell adhesion protein SQM1, CI B18, CI-B18, Complex I B18

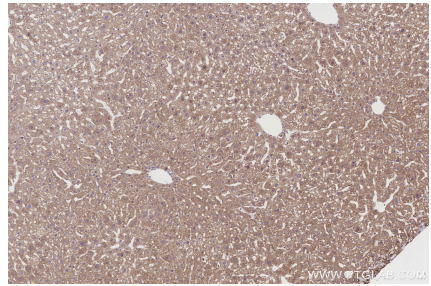
Selected Validation Data



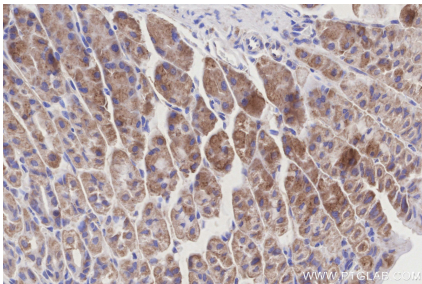
Immunohistochemical analysis of paraffin-embedded human heart tissue slide using KHC3193 (NDUFB7 IHC Kit).



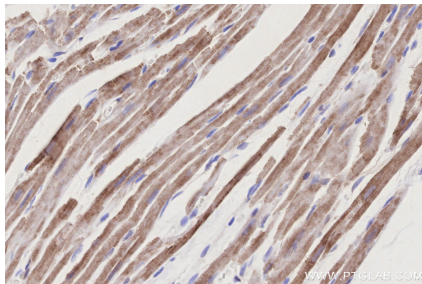
Immunohistochemical analysis of paraffin-embedded human stomach cancer tissue slide using KHC3193 (NDUFB7 IHC Kit).



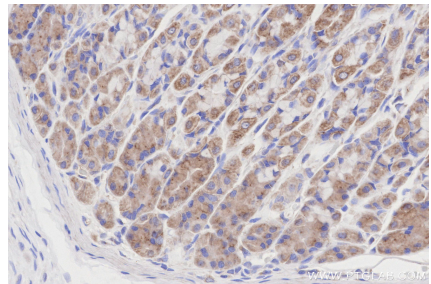
Immunohistochemical analysis of paraffin-embedded mouse liver tissue slide using KHC3193 (NDUFB7 IHC Kit).



Immunohistochemical analysis of paraffin-embedded mouse stomach tissue slide using KHC3193 (NDUFB7 IHC Kit).



Immunohistochemical analysis of paraffin-embedded rat heart tissue slide using KHC3193 (NDUFB7 IHC Kit).



Immunohistochemical analysis of paraffin-embedded rat stomach tissue slide using KHC3193 (NDUFB7 IHC Kit).