

# IHCeasy<sup>®</sup> NOSIP Ready-To-Use IHC Kit

Catalog Number: **KHC3059**

## General Information

Sample type:  
FFPE tissue  
Cited sample type:  
Reactivity:  
Human, Mouse, Rat  
Cited Reactivity:

Assay type:  
Immunohistochemistry  
Primary antibody type:  
Rabbit Polyclonal  
Secondary antibody type:  
Polymer-HRP-Goat anti-Rabbit

## Kit Component

| Component                | Size               | Concentration |
|--------------------------|--------------------|---------------|
| Antigen Retrieval Buffer | 100 mL             | 50×           |
| Washing Buffer           | 100 mL ×2          | 20×           |
| Blocking Buffer          | 5 mL               | RTU           |
| Primary Antibody         | 5 mL               | RTU           |
| Secondary Antibody       | 5 mL               | RTU           |
| Chromogen Component A    | 0.2 mL             | RTU           |
| Chromogen Component B    | 4 mL               | RTU           |
| Signal Enhancer          | 5 mL               | RTU           |
| Counter Staining Reagent | 5 mL               | RTU           |
| Mounting Media           | 5 mL               | RTU           |
| Control Slide            | 1 slide (Optional) | FFPE          |
| Datasheet                | 1 Copy             |               |
| Manual                   | 1 Copy             |               |

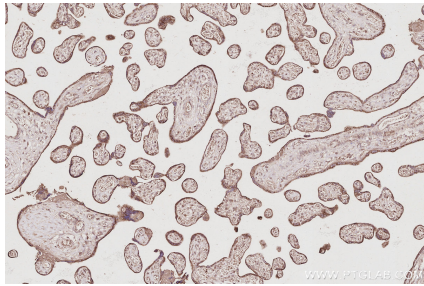
## Storage Instructions

All the reagents are stored at 2-8°C. The kit is stable for 6 months from the date of receipt.

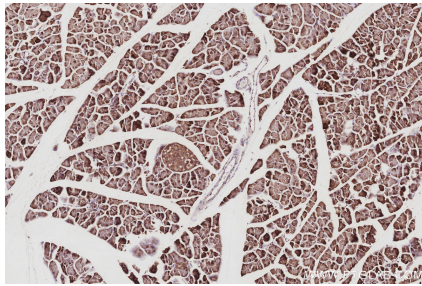
## Synonyms

CGI 25, CGI-25, E3 ubiquitin-protein ligase NOSIP, EC:2.3.2.27, eNOS interacting protein

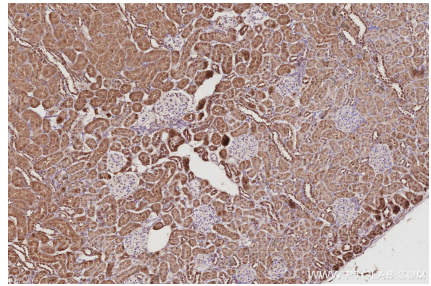
## Selected Validation Data



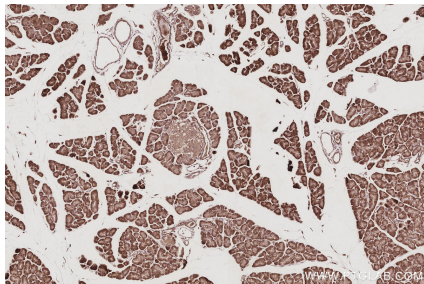
Immunohistochemical analysis of paraffin-embedded human placenta tissue slide using KHC3059 (NOSIP IHC Kit).



Immunohistochemical analysis of paraffin-embedded mouse pancreas tissue slide using KHC3059 (NOSIP IHC Kit).



Immunohistochemical analysis of paraffin-embedded rat kidney tissue slide using KHC3059 (NOSIP IHC Kit).



Immunohistochemical analysis of paraffin-embedded rat pancreas tissue slide using KHC3059 (NOSIP IHC Kit).