

# IHCeasy<sup>®</sup> POLDIP2 Ready-To-Use IHC Kit

Catalog Number: **KHC3057**

## General Information

Sample type:  
FFPE tissue  
Cited sample type:  
Reactivity:  
Human, Mouse, Rat  
Cited Reactivity:

Assay type:  
Immunohistochemistry  
Primary antibody type:  
Rabbit Recombinant  
Secondary antibody type:  
Polymer-HRP-Goat anti-Rabbit

## Kit Component

Component	Size	Concentration
Antigen Retrieval Buffer	100 mL	50×
Washing Buffer	100 mL ×2	20×
Blocking Buffer	5 mL	RTU
Primary Antibody	5 mL	RTU
Secondary Antibody	5 mL	RTU
Chromogen Component A	0.2 mL	RTU
Chromogen Component B	4 mL	RTU
Signal Enhancer	5 mL	RTU
Counter Staining Reagent	5 mL	RTU
Mounting Media	5 mL	RTU
Control Slide	1 slide (Optional)	FFPE
Datasheet	1 Copy	
Manual	1 Copy	

## Storage Instructions

All the reagents are stored at 2-8°C. The kit is stable for 6 months from the date of receipt.

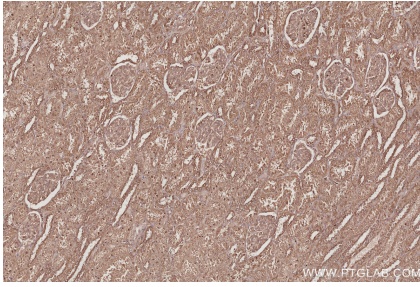
## Background

POLDIP2(Polymerase delta-interacting protein 2) is also named as PDIP38, POLD4. It is as a unique positive regulator of Nox4 via its association with p22phox and together with Nox4, has profound effects on Rhoddependent cytoskeletal remodeling. It is also as a regulator of cell division. Endogenous human and rat POLDIP2 localized to the nucleus, plasma membrane, and cytoplasm.

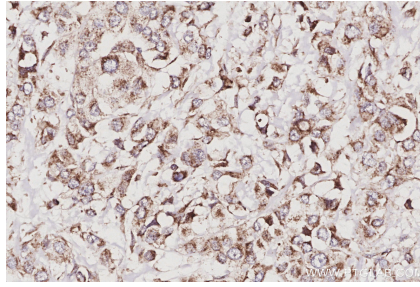
## Synonyms

HSPC017, p38, PDIP38, POLD4, Polymerase delta-interacting protein 2

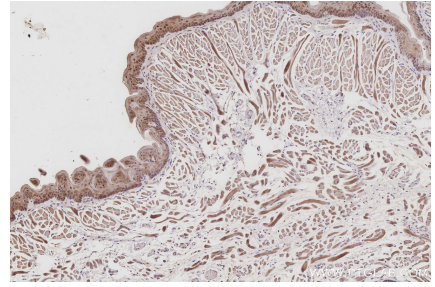
## Selected Validation Data



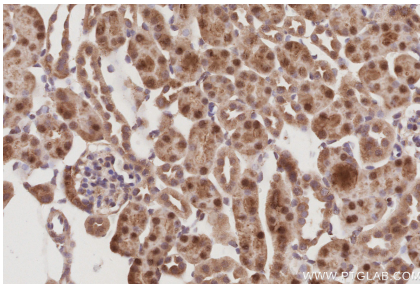
Immunohistochemical analysis of paraffin-embedded human kidney tissue slide using KHC3057 (POLDIP2 IHC Kit).



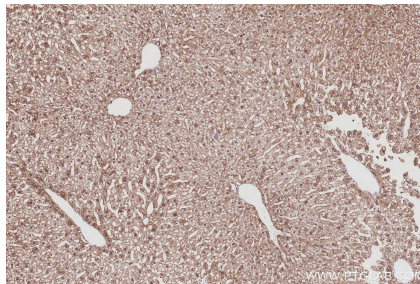
Immunohistochemical analysis of paraffin-embedded human breast cancer tissue slide using KHC3057 (POLDIP2 IHC Kit).



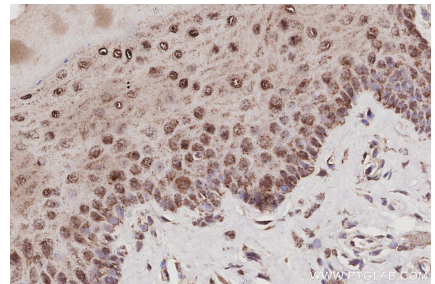
Immunohistochemical analysis of paraffin-embedded mouse tongue tissue slide using KHC3057 (POLDIP2 IHC Kit).



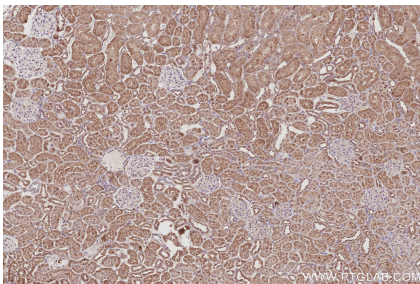
Immunohistochemical analysis of paraffin-embedded mouse kidney tissue slide using KHC3057 (POLDIP2 IHC Kit).



Immunohistochemical analysis of paraffin-embedded mouse liver tissue slide using KHC3057 (POLDIP2 IHC Kit).



Immunohistochemical analysis of paraffin-embedded rat tongue tissue slide using KHC3057 (POLDIP2 IHC Kit).



Immunohistochemical analysis of paraffin-embedded rat kidney tissue slide using KHC3057 (POLDIP2 IHC Kit).