

# IHCeasy<sup>®</sup> COG5 Ready-To-Use IHC Kit

Catalog Number: **KHC3046**

## General Information

**Sample type:**  
FFPE tissue

**Cited sample type:**

**Reactivity:**  
Human, Mouse, Rat

**Cited Reactivity:**

**Assay type:**  
Immunohistochemistry

**Primary antibody type:**  
Rabbit Polyclonal

**Secondary antibody type:**  
Polymer-HRP-Goat anti-Rabbit

## Kit Component

Component	Size	Concentration
Antigen Retrieval Buffer	100 mL	50×
Washing Buffer	100 mL ×2	20×
Blocking Buffer	5 mL	RTU
Primary Antibody	5 mL	RTU
Secondary Antibody	5 mL	RTU
Chromogen Component A	0.2 mL	RTU
Chromogen Component B	4 mL	RTU
Signal Enhancer	5 mL	RTU
Counter Staining Reagent	5 mL	RTU
Mounting Media	5 mL	RTU
Control Slide	1 slide (Optional)	FFPE
Datasheet	1 Copy	
Manual	1 Copy	

## Storage Instructions

All the reagents are stored at 2-8°C. The kit is stable for 6 months from the date of receipt.

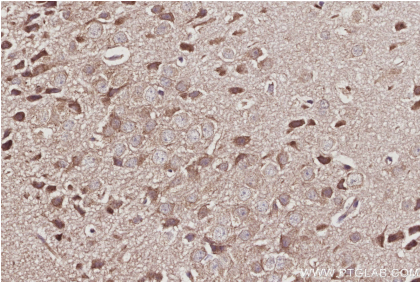
## Background

COG5 (Component Of Oligomeric Golgi Complex 5) is part of an eight-subunit Golgi-resident protein referred to as the conserved oligomeric golgi (COG) complex, which facilitates retrograde Golgi trafficking of vesicles that may include necessary glycosylation enzymes. COG5 knockdown led to marked increases indicative of aberrant glycosylation.

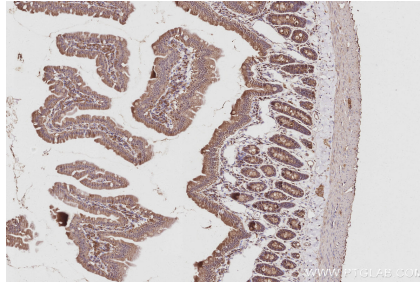
## Synonyms

Golgi transport complex 1, GOLTC1, GTC90

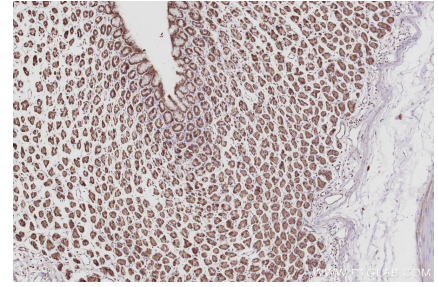
## Selected Validation Data



Immunohistochemical analysis of paraffin-embedded mouse brain tissue slide using KHC3046 (COG5 IHC Kit).



Immunohistochemical analysis of paraffin-embedded rat small intestine tissue slide using KHC3046 (COG5 IHC Kit).



Immunohistochemical analysis of paraffin-embedded rat stomach tissue slide using KHC3046 (COG5 IHC Kit).