

IHC*easy* BIRC6 Ready-To-Use IHC Kit

Catalog Number: **KHC2946**

General Information

Sample type:
FFPE tissue
Cited sample type:
Reactivity:
Human, Mouse, Rat
Cited Reactivity:

Assay type:
Immunohistochemistry
Primary antibody type:
Rabbit Polyclonal
Secondary antibody type:
Polymer-HRP-Goat anti-Rabbit

Kit Component

Component	Size	Concentration
Antigen Retrieval Buffer	100 mL	50×
Washing Buffer	100 mL ×2	20×
Blocking Buffer	5 mL	RTU
Primary Antibody	5 mL	RTU
Secondary Antibody	5 mL	RTU
Chromogen Component A	0.2 mL	RTU
Chromogen Component B	4 mL	RTU
Signal Enhancer	5 mL	RTU
Counter Staining Reagent	5 mL	RTU
Mounting Media	5 mL	RTU
Control Slide	1 slide (Optional)	FFPE
Datasheet	1 Copy	
Manual	1 Copy	

Storage Instructions

All the reagents are stored at 2-8°C. The kit is stable for 6 months from the date of receipt.

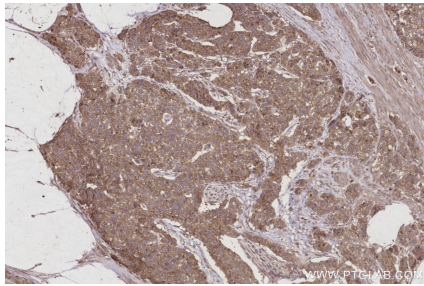
Background

BIRC6 (Baculoviral IAP Repeat Containing 6), also known as BRUCE or APOLLON, is a member of the Inhibitors of Apoptosis Protein (IAP) family with a single BIR domain at its N-terminal and an active ubiquitin-conjugating (UBC) enzyme domain at its C-terminal. In addition to its IAP activity, BIRC6 has the distinctive property of activity as a chimeric E2/E3 ubiquitin ligase in mammals. With its UBC domain, BIRC6 promotes the degradation of Smac and inhibits the activity of caspase-9, which play key roles in the initiation of apoptosis. BIRC6 is highly expressed in many cancer types, where elevated expression of BIRC6 is significantly correlated with poor clinical outcome.

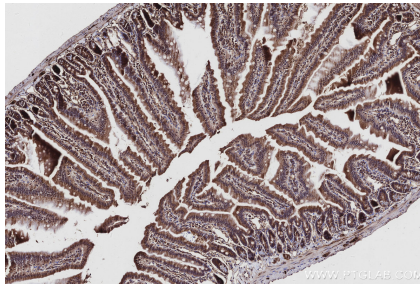
Synonyms

APOLLON, BRUCE, KIAA1289

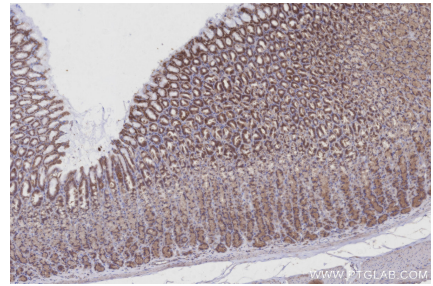
Selected Validation Data



Immunohistochemical analysis of paraffin-embedded human stomach cancer tissue slide using KHC2946 (BIRC6 IHC Kit).



Immunohistochemical analysis of paraffin-embedded mouse small intestine tissue slide using KHC2946 (BIRC6 IHC Kit).



Immunohistochemical analysis of paraffin-embedded rat stomach tissue slide using KHC2946 (BIRC6 IHC Kit).