

# IHC*easy*TAOK3 Ready-To-Use IHC Kit

Catalog Number: **KHC2908**

## General Information

Sample type:  
FFPE tissue  
Cited sample type:  
Reactivity:  
Human, Mouse, Rat  
Cited Reactivity:

Assay type:  
Immunohistochemistry  
Primary antibody type:  
Mouse Monoclonal  
Secondary antibody type:  
Polymer-HRP-Goat anti-Mouse

## Kit Component

Component	Size	Concentration
Antigen Retrieval Buffer	100 mL	50×
Washing Buffer	100 mL ×2	20×
Blocking Buffer	5 mL	RTU
Primary Antibody	5 mL	RTU
Secondary Antibody	5 mL	RTU
Chromogen Component A	0.2 mL	RTU
Chromogen Component B	4 mL	RTU
Signal Enhancer	5 mL	RTU
Counter Staining Reagent	5 mL	RTU
Mounting Media	5 mL	RTU
Control Slide	1 slide (Optional)	FFPE
Datasheet	1 Copy	
Manual	1 Copy	

## Storage Instructions

All the reagents are stored at 2-8°C. The kit is stable for 6 months from the date of receipt.

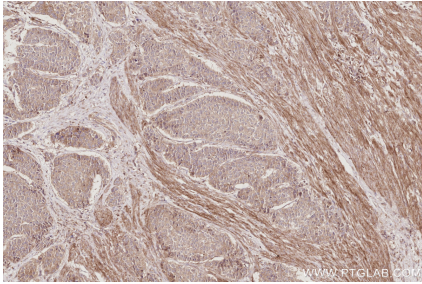
## Background

TAOK3(Serine/threonine-protein kinase TAO3) is also named as DPK, JIK, KDS, MAP3K18 and belongs to the STE Ser/Thr protein kinase family. It acts as an activator of the p38/MAPK14 stress-activated MAPK cascade. In response to DNA damage, it is involved in the G2/M transition DNA damage checkpoint by activating the p38/MAPK14 stress-activated MAPK cascade, probably by mediating phosphorylation of upstream MAP2K3 and MAP2K6 kinases. And this protein can be autophosphorylated.

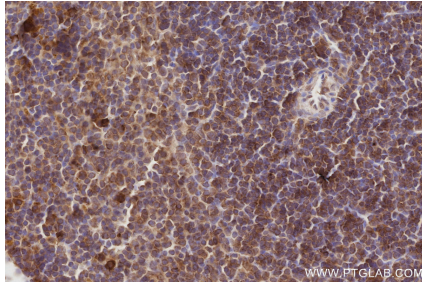
## Synonyms

JIK, CTCL-associated antigen HD-CL-09, Cutaneous T-cell lymphoma-associated antigen HD-CL-09, Dendritic cell-derived protein kinase, DPK

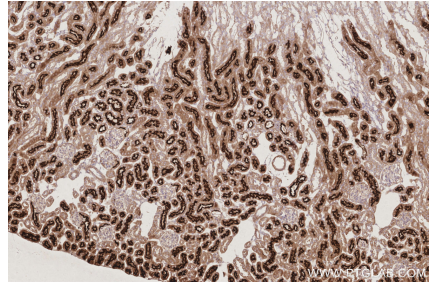
## Selected Validation Data



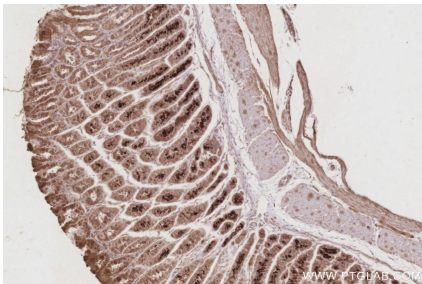
Immunohistochemical analysis of paraffin-embedded human stomach cancer tissue slide using KHC2908 (TAOK3 IHC Kit).



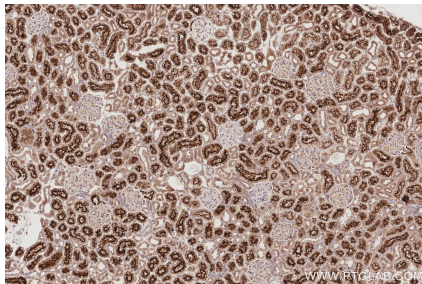
Immunohistochemical analysis of paraffin-embedded mouse spleen tissue slide using KHC2908 (TAOK3 IHC Kit).



Immunohistochemical analysis of paraffin-embedded mouse kidney tissue slide using KHC2908 (TAOK3 IHC Kit).



Immunohistochemical analysis of paraffin-embedded mouse stomach tissue slide using KHC2908 (TAOK3 IHC Kit).



Immunohistochemical analysis of paraffin-embedded rat kidney tissue slide using KHC2908 (TAOK3 IHC Kit).