

IHC*easy* TBRG4 Ready-To-Use IHC Kit

Catalog Number: **KHC2774**

General Information

Sample type:
FFPE tissue
Cited sample type:
Reactivity:
Human, Mouse, Rat
Cited Reactivity:

Assay type:
Immunohistochemistry
Primary antibody type:
Rabbit Polyclonal
Secondary antibody type:
Polymer-HRP-Goat anti-Rabbit

Kit Component

| Component | Size | Concentration |
|--------------------------|--------------------|---------------|
| Antigen Retrieval Buffer | 100 mL | 50× |
| Washing Buffer | 100 mL ×2 | 20× |
| Blocking Buffer | 5 mL | RTU |
| Primary Antibody | 5 mL | RTU |
| Secondary Antibody | 5 mL | RTU |
| Chromogen Component A | 0.2 mL | RTU |
| Chromogen Component B | 4 mL | RTU |
| Signal Enhancer | 5 mL | RTU |
| Counter Staining Reagent | 5 mL | RTU |
| Mounting Media | 5 mL | RTU |
| Control Slide | 1 slide (Optional) | FFPE |
| Datasheet | 1 Copy | |
| Manual | 1 Copy | |

Storage Instructions

All the reagents are stored at 2-8°C. The kit is stable for 6 months from the date of receipt.

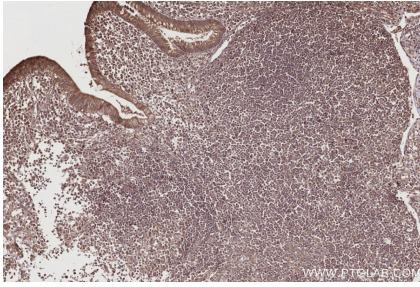
Background

TBRG4 is also named as CPR2(Cell cycle progression restoration protein 2), FASTKD4(FAST kinase domain-containing protein 4), KIAA0948 and belongs to the FAST kinase family. This protein contains multiple putative leucine zipper domains characteristic of transcription factors and it may play a role in cell cycle progression.

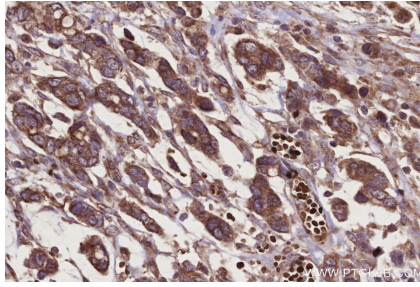
Synonyms

CPR2, FAST kinase domain-containing protein 4, FASTKD4, KIAA0948, Protein TBRG4

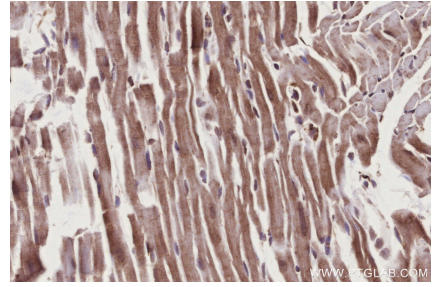
Selected Validation Data



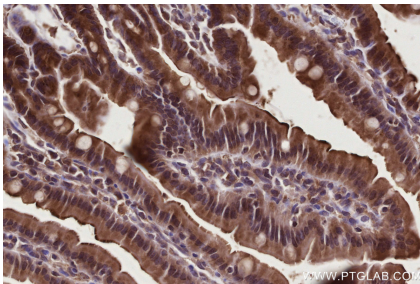
Immunohistochemical analysis of paraffin-embedded human appendicitis tissue slide using KHC2774 (TBRG4 IHC Kit).



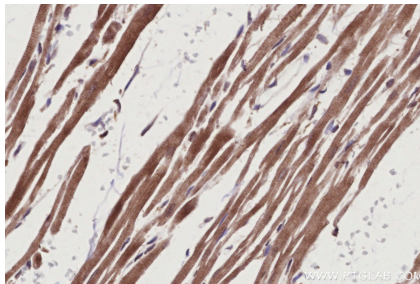
Immunohistochemical analysis of paraffin-embedded human stomach cancer tissue slide using KHC2774 (TBRG4 IHC Kit).



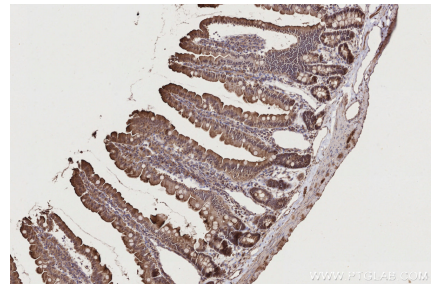
Immunohistochemical analysis of paraffin-embedded mouse heart tissue slide using KHC2774 (TBRG4 IHC Kit).



Immunohistochemical analysis of paraffin-embedded mouse small intestine tissue slide using KHC2774 (TBRG4 IHC Kit).



Immunohistochemical analysis of paraffin-embedded rat heart tissue slide using KHC2774 (TBRG4 IHC Kit).



Immunohistochemical analysis of paraffin-embedded rat small intestine tissue slide using KHC2774 (TBRG4 IHC Kit).