

IHC*easy* NEK9 Ready-To-Use IHC Kit

Catalog Number: **KHC2716**

General Information

Sample type:
FFPE tissue
Cited sample type:
Reactivity:
Human, Mouse, Rat
Cited Reactivity:

Assay type:
Immunohistochemistry
Primary antibody type:
Rabbit Polyclonal
Secondary antibody type:
Polymer-HRP-Goat anti-Rabbit

Kit Component

Component	Size	Concentration
Antigen Retrieval Buffer	100 mL	50×
Washing Buffer	100 mL ×2	20×
Blocking Buffer	5 mL	RTU
Primary Antibody	5 mL	RTU
Secondary Antibody	5 mL	RTU
Chromogen Component A	0.2 mL	RTU
Chromogen Component B	4 mL	RTU
Signal Enhancer	5 mL	RTU
Counter Staining Reagent	5 mL	RTU
Mounting Media	5 mL	RTU
Control Slide	1 slide (Optional)	FFPE
Datasheet	1 Copy	
Manual	1 Copy	

Storage Instructions

All the reagents are stored at 2-8°C. The kit is stable for 6 months from the date of receipt.

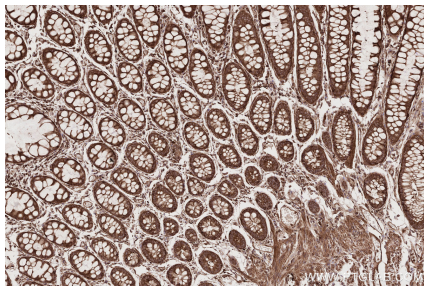
Background

NEK9 is also named as KIAA1995, NEK8, NERCC and belongs to the NEK Ser/Thr protein kinase family. It is originally identified as α β -casein kinase that associates with a putative substrate Bicd2. It is also independently identified as a Nek6- and Ran GTPase-binding protein under a different name, Nercc1. Nek9, together with the highly similar (80% identical) Nek6 and Nek7, form a signaling module that is activated during mitosis and involved in the regulation of the mitotic spindle.

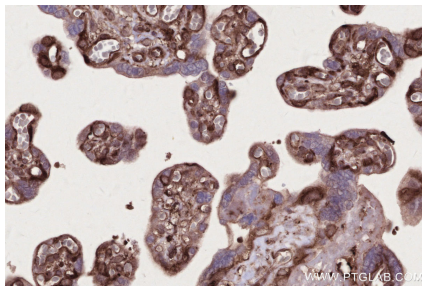
Synonyms

NEK9, EC:2.7.11.1, KIAA1995, Nek8, NERCC

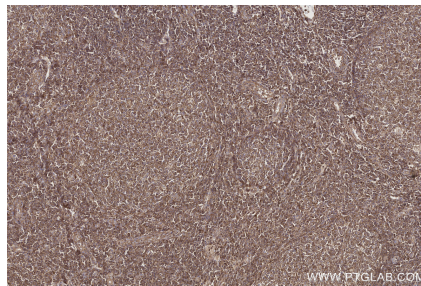
Selected Validation Data



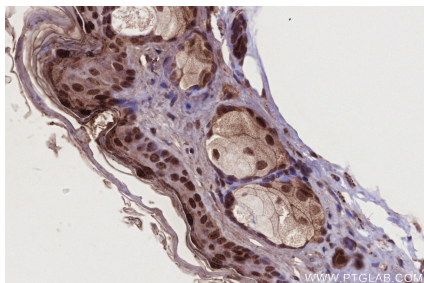
Immunohistochemical analysis of paraffin-embedded human rectal cancer tissue slide using KHC2716 (NEK9 IHC Kit).



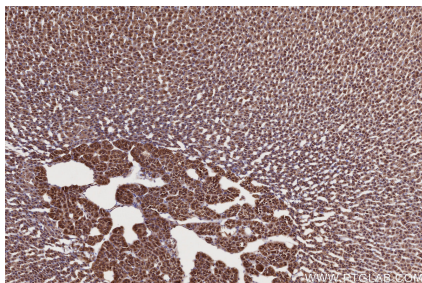
Immunohistochemical analysis of paraffin-embedded human placenta tissue slide using KHC2716 (NEK9 IHC Kit).



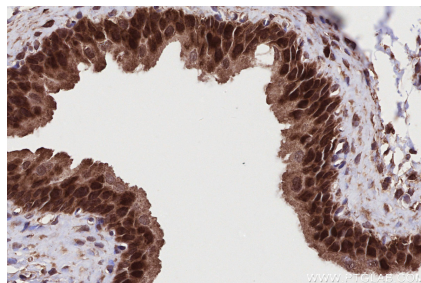
Immunohistochemical analysis of paraffin-embedded human tonsillitis tissue slide using KHC2716 (NEK9 IHC Kit).



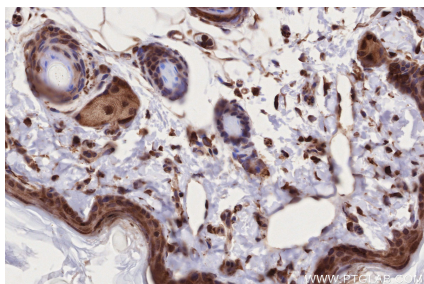
Immunohistochemical analysis of paraffin-embedded mouse skin tissue slide using KHC2716 (NEK9 IHC Kit).



Immunohistochemical analysis of paraffin-embedded rat adrenal gland tissue slide using KHC2716 (NEK9 IHC Kit).



Immunohistochemical analysis of paraffin-embedded rat bladder tissue slide using KHC2716 (NEK9 IHC Kit).



Immunohistochemical analysis of paraffin-embedded rat skin tissue slide using KHC2716 (NEK9 IHC Kit).