

# IHC*easy* TTBK2 Ready-To-Use IHC Kit

Catalog Number: **KHC2582**

## General Information

Sample type:  
FFPE tissue  
Cited sample type:  
Reactivity:  
Human, Mouse, Rat  
Cited Reactivity:

Assay type:  
Immunohistochemistry  
Primary antibody type:  
Rabbit Polyclonal  
Secondary antibody type:  
Polymer-HRP-Goat anti-Rabbit

## Kit Component

Component	Size	Concentration
Antigen Retrieval Buffer	100 mL	50×
Washing Buffer	100 mL ×2	20×
Blocking Buffer	5 mL	RTU
Primary Antibody	5 mL	RTU
Secondary Antibody	5 mL	RTU
Chromogen Component A	0.2 mL	RTU
Chromogen Component B	4 mL	RTU
Signal Enhancer	5 mL	RTU
Counter Staining Reagent	5 mL	RTU
Mounting Media	5 mL	RTU
Control Slide	1 slide (Optional)	FFPE
Datasheet	1 Copy	
Manual	1 Copy	

## Storage Instructions

All the reagents are stored at 2-8°C. The kit is stable for 6 months from the date of receipt.

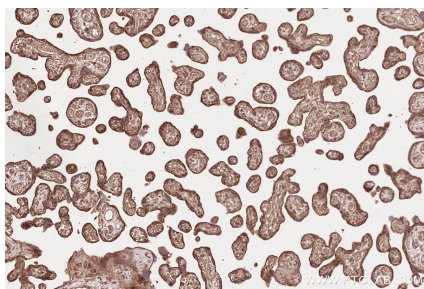
## Background

TTBK2(tau tubulin kinase 2) plays an important role in the tau cascade and in spinocerebellar degeneration. The N-terminus of TTBK2 has a serine-threonine-tyrosine kinase domain, and a C-terminal region shows homology to TTBK1. TTBK1 and TTBK2 function as regulators of TDP-43 phosphorylation. TTBK1/2 may be attractive drug targets for therapeutic interventions in TDP-43 proteinopathies such as FTLT-DTP and ALS.

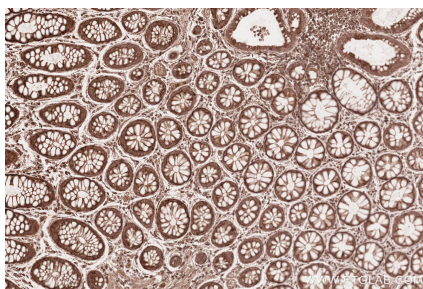
## Synonyms

TTBK2,EC:2.7.11.1,KIAA0847,SCA11,tau tubulin kinas

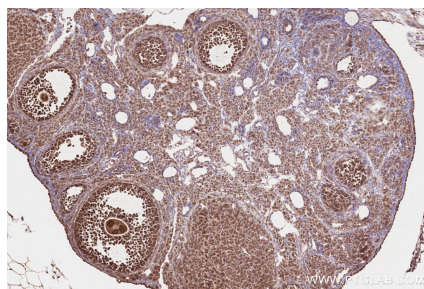
## Selected Validation Data



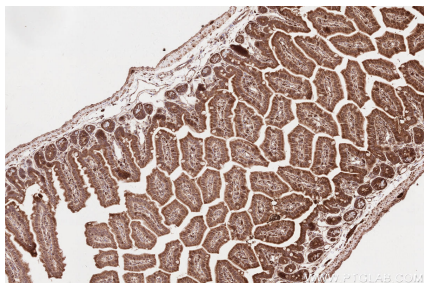
Immunohistochemical analysis of paraffin-embedded human placenta tissue slide using KHC2582 (TTBK2 IHC Kit).



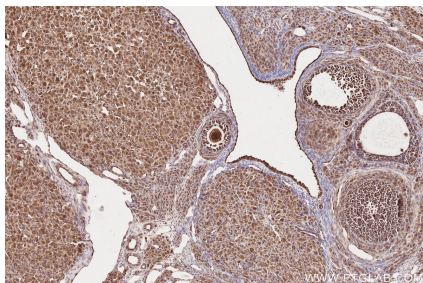
Immunohistochemical analysis of paraffin-embedded human rectal cancer tissue slide using KHC2582 (TTBK2 IHC Kit).



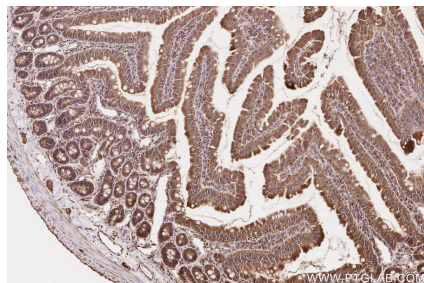
Immunohistochemical analysis of paraffin-embedded mouse ovary tissue slide using KHC2582 (TTBK2 IHC Kit).



Immunohistochemical analysis of paraffin-embedded mouse small intestine tissue slide using KHC2582 (TTBK2 IHC Kit).



Immunohistochemical analysis of paraffin-embedded rat ovary tissue slide using KHC2582 (TTBK2 IHC Kit).



Immunohistochemical analysis of paraffin-embedded rat small intestine tissue slide using KHC2582 (TTBK2 IHC Kit).