

IHC*easy* VPS53 Ready-To-Use IHC Kit

Catalog Number: **KHC2560**

General Information

Sample type:
FFPE tissue
Cited sample type:
Reactivity:
Human, Mouse, Rat
Cited Reactivity:

Assay type:
Immunohistochemistry
Primary antibody type:
Rabbit Polyclonal
Secondary antibody type:
Polymer-HRP-Goat anti-Rabbit

Kit Component

Component	Size	Concentration
Antigen Retrieval Buffer	100 mL	50×
Washing Buffer	100 mL ×2	20×
Blocking Buffer	5 mL	RTU
Primary Antibody	5 mL	RTU
Secondary Antibody	5 mL	RTU
Chromogen Component A	0.2 mL	RTU
Chromogen Component B	4 mL	RTU
Signal Enhancer	5 mL	RTU
Counter Staining Reagent	5 mL	RTU
Mounting Media	5 mL	RTU
Control Slide	1 slide (Optional)	FFPE
Datasheet	1 Copy	
Manual	1 Copy	

Storage Instructions

All the reagents are stored at 2-8°C. The kit is stable for 6 months from the date of receipt.

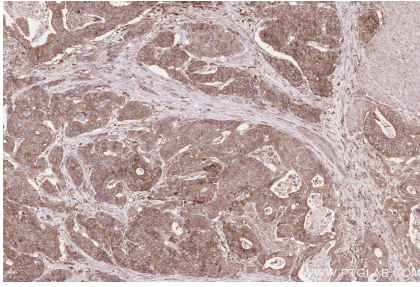
Background

VPS53 is a component of the Golgi-associated retrograde protein (GARP) complex, also called VFT (VPS fifty-three) complex, composed of VPS51, VPS52, VPS53 and VPS54. GARP complex functions in traffic from endosomes to the trans-Golgi network. GARP proteins interact with RAB proteins and SNARE proteins.

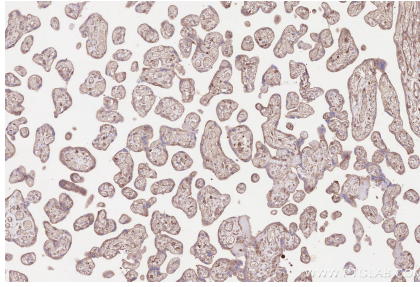
Synonyms

PP13624, Vacuolar protein sorting-associated protei

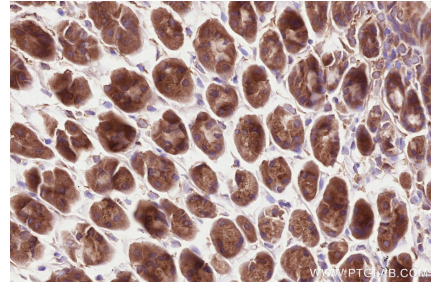
Selected Validation Data



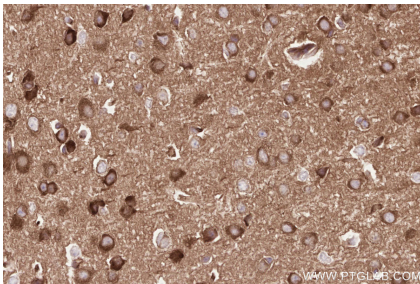
Immunohistochemical analysis of paraffin-embedded human stomach cancer tissue slide using KHC2560 (VP553 IHC Kit).



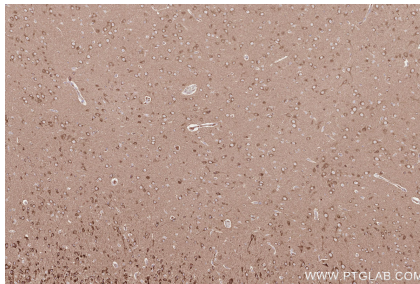
Immunohistochemical analysis of paraffin-embedded human placenta tissue slide using KHC2560 (VP553 IHC Kit).



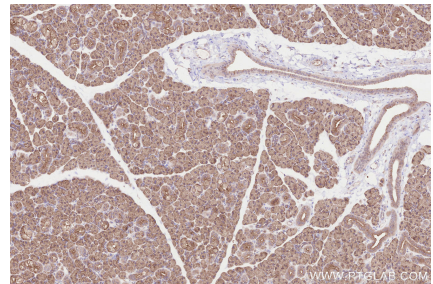
Immunohistochemical analysis of paraffin-embedded mouse stomach tissue slide using KHC2560 (VP553 IHC Kit).



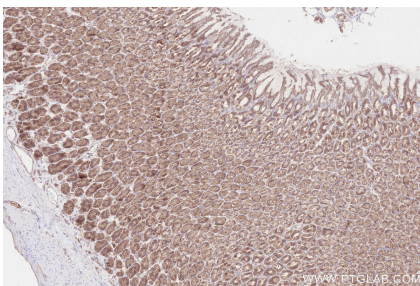
Immunohistochemical analysis of paraffin-embedded mouse brain tissue slide using KHC2560 (VP553 IHC Kit).



Immunohistochemical analysis of paraffin-embedded rat brain tissue slide using KHC2560 (VP553 IHC Kit).



Immunohistochemical analysis of paraffin-embedded rat salivary gland tissue slide using KHC2560 (VP553 IHC Kit).



Immunohistochemical analysis of paraffin-embedded rat stomach tissue slide using KHC2560 (VP553 IHC Kit).