

IHC*easy* PRDX4 Ready-To-Use IHC Kit

Catalog Number: **KHC2419**

General Information

Sample type:
FFPE tissue
Cited sample type:
Reactivity:
Human, Mouse, Rat
Cited Reactivity:

Assay type:
Immunohistochemistry
Primary antibody type:
Mouse Monoclonal
Secondary antibody type:
Polymer-HRP-Goat anti-Mouse

Kit Component

Component	Size	Concentration
Antigen Retrieval Buffer	100 mL	50×
Washing Buffer	100 mL ×2	20×
Blocking Buffer	5 mL	RTU
Primary Antibody	5 mL	RTU
Secondary Antibody	5 mL	RTU
Chromogen Component A	0.2 mL	RTU
Chromogen Component B	4 mL	RTU
Signal Enhancer	5 mL	RTU
Counter Staining Reagent	5 mL	RTU
Mounting Media	5 mL	RTU
Control Slide	1 slide (Optional)	FFPE
Datasheet	1 Copy	
Manual	1 Copy	

Storage Instructions

All the reagents are stored at 2-8°C. The kit is stable for 6 months from the date of receipt.

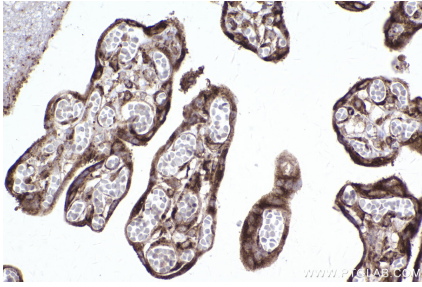
Background

PRDX4(Peroxiredoxin-4) is also named as AOE37-2, Prx-IV and belongs to the AhpC/TSA family. PRDX4 is associated with acrosome formation during rat spermatogenesis and has a protective role in the male reproductive tract, because the phenotype of mice lacking this isoform includes testicular atrophy and increased sperm DNA damage. It is initially synthesized as a membrane-binding 31-kDa protein and processed into a 27-kDa secretory form and is discarded with the residual bodies.

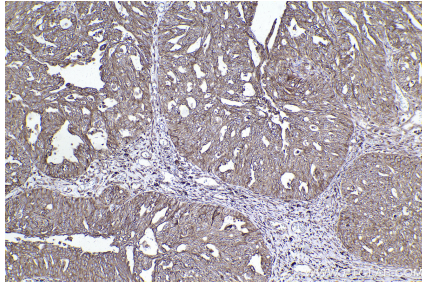
Synonyms

PRDX4,Antioxidant enzyme AOE372,AOE37 2,AOE37-2,EC

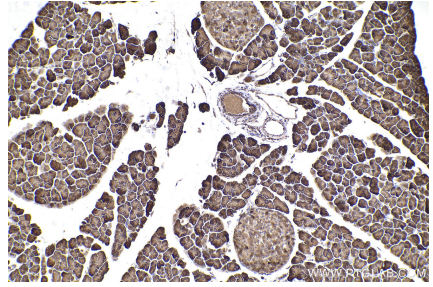
Selected Validation Data



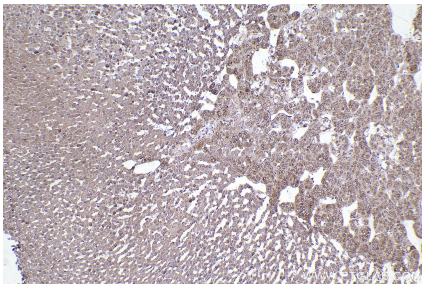
Immunohistochemical analysis of paraffin-embedded human placenta tissue slide using KHC2419 (PRDX4 IHC Kit).



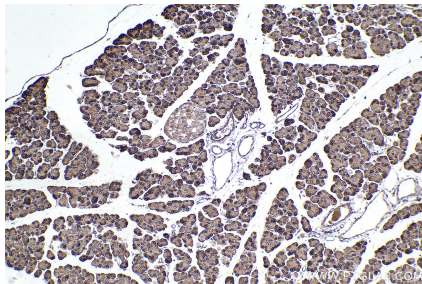
Immunohistochemical analysis of paraffin-embedded human ovary cancer tissue slide using KHC2419 (PRDX4 IHC Kit).



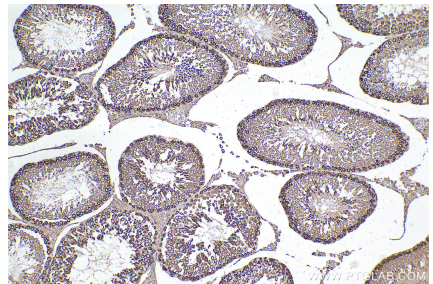
Immunohistochemical analysis of paraffin-embedded mouse pancreas tissue slide using KHC2419 (PRDX4 IHC Kit).



Immunohistochemical analysis of paraffin-embedded rat adrenal gland tissue slide using KHC2419 (PRDX4 IHC Kit).



Immunohistochemical analysis of paraffin-embedded rat pancreas tissue slide using KHC2419 (PRDX4 IHC Kit).



Immunohistochemical analysis of paraffin-embedded rat testis tissue slide using KHC2419 (PRDX4 IHC Kit).