

IHC*easy* ZNHIT1 Ready-To-Use IHC Kit

Catalog Number: **KHC2077**

General Information

Sample type:
FFPE tissue
Cited sample type:
Reactivity:
Human, Mouse, Rat
Cited Reactivity:

Assay type:
Immunohistochemistry
Primary antibody type:
Rabbit Polyclonal
Secondary antibody type:
Polymer-HRP-Goat anti-Rabbit

Kit Component

Component	Size	Concentration
Antigen Retrieval Buffer	100 mL	50×
Washing Buffer	100 mL ×2	20×
Blocking Buffer	5 mL	RTU
Primary Antibody	5 mL	RTU
Secondary Antibody	5 mL	RTU
Chromogen Component A	0.2 mL	RTU
Chromogen Component B	4 mL	RTU
Signal Enhancer	5 mL	RTU
Counter Staining Reagent	5 mL	RTU
Mounting Media	5 mL	RTU
Control Slide	1 slide (Optional)	FFPE
Datasheet	1 Copy	
Manual	1 Copy	

Storage Instructions

All the reagents are stored at 2-8°C. The kit is stable for 6 months from the date of receipt.

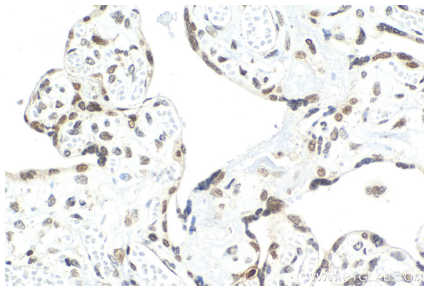
Background

ZNHIT1(Zinc finger HIT domain containing protein 1), also named CGBP1 (Cyclin G1 binding protein 1), is a subunit of the SNF-2 related CBP activator protein (SRCAP) complex, which can remodel chromatin by incorporating the histone variant H2A.Z into nucleosomes. ZNHIT1 also can bind to myogenin promoter and mediate H2A.Z incorporation for its expression. ZNHIT1 overexpression induces apoptosis and represses proliferation and invasion of breast cancer cells.

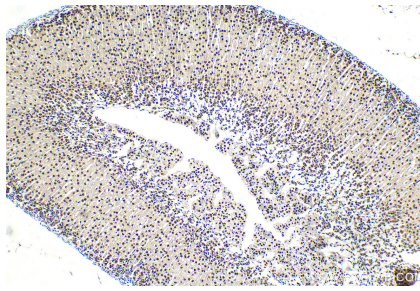
Synonyms

Zinc finger HIT domain-containing protein 1, p18 Hamlet, Cyclin-G1-binding protein 1, Cyclin G1 binding protein 1, CGBP1

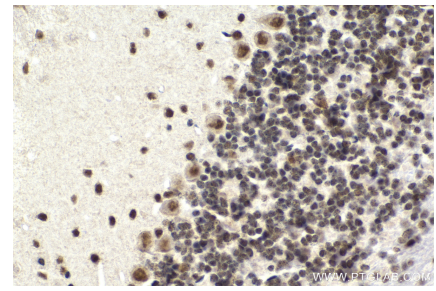
Selected Validation Data



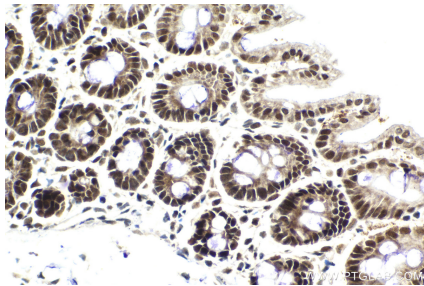
Immunohistochemical analysis of paraffin-embedded human placenta tissue slide using KHC2077 (ZNHIT1 IHC Kit).



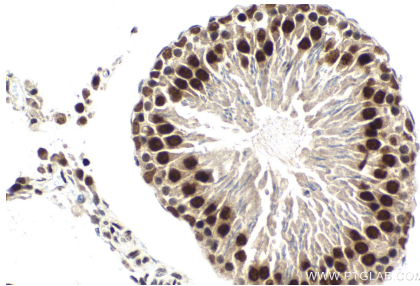
Immunohistochemical analysis of paraffin-embedded mouse adrenal gland tissue slide using KHC2077 (ZNHIT1 IHC Kit).



Immunohistochemical analysis of paraffin-embedded mouse cerebellum tissue slide using KHC2077 (ZNHIT1 IHC Kit).



Immunohistochemical analysis of paraffin-embedded mouse intestine tissue slide using KHC2077 (ZNHIT1 IHC Kit).



Immunohistochemical analysis of paraffin-embedded rat testis tissue slide using KHC2077 (ZNHIT1 IHC Kit).