

# IHC*easy* TBX5 Ready-To-Use IHC Kit

Catalog Number: **KHC1893**

## General Information

Sample type:  
FFPE tissue  
Cited sample type:  
Reactivity:  
Human, Mouse, Rat  
Cited Reactivity:

Assay type:  
Immunohistochemistry  
Primary antibody type:  
Rabbit Polyclonal  
Secondary antibody type:  
Polymer-HRP-Goat anti-Rabbit

## Kit Component

| Component                | Size               | Concentration |
|--------------------------|--------------------|---------------|
| Antigen Retrieval Buffer | 100 mL             | 50×           |
| Washing Buffer           | 100 mL ×2          | 20×           |
| Blocking Buffer          | 5 mL               | RTU           |
| Primary Antibody         | 5 mL               | RTU           |
| Secondary Antibody       | 5 mL               | RTU           |
| Chromogen Component A    | 0.2 mL             | RTU           |
| Chromogen Component B    | 4 mL               | RTU           |
| Signal Enhancer          | 5 mL               | RTU           |
| Counter Staining Reagent | 5 mL               | RTU           |
| Mounting Media           | 5 mL               | RTU           |
| Control Slide            | 1 slide (Optional) | FFPE          |
| Datasheet                | 1 Copy             |               |
| Manual                   | 1 Copy             |               |

## Storage Instructions

All the reagents are stored at 2-8°C. The kit is stable for 6 months from the date of receipt.

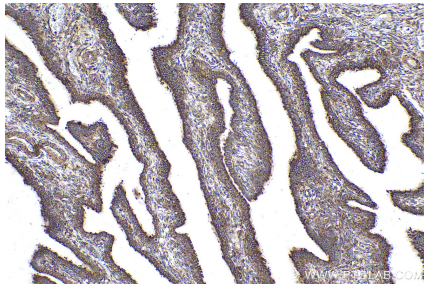
## Background

T-box genes encode a family of transcription factors that have been identified in all metazoans and which play diverse roles during embryonic development. TBX5, a member of T-box family, has an essential role in the initiation of limb outgrowth and heart development. Genetic variation near TBX5 that associates with PR and/or QRS interval variation, which suggests that TBX5 plays a role in CCS function in the general population. Because 77% amino acid sequence of TBX5 is identical to TBX4, primary antibody in this kit can recognizes both TBX4 and TBX5.

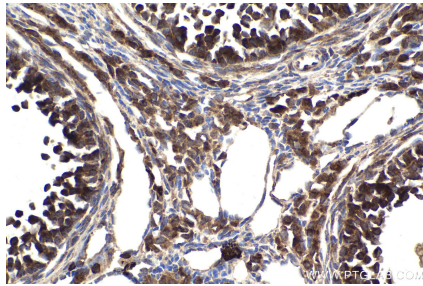
## Synonyms

HOS, T box 5, T box protein 5, TBX4/5, TBX5

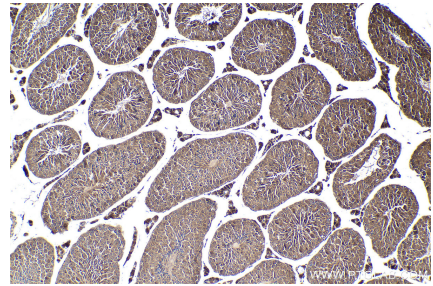
## Selected Validation Data



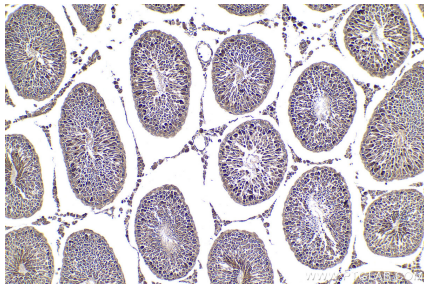
Immunohistochemical analysis of paraffin-embedded human ovary tumor tissue slide using KHC1893 (TBX5 IHC Kit).



Immunohistochemical analysis of paraffin-embedded mouse ovary tissue slide using KHC1893 (TBX5 IHC Kit).



Immunohistochemical analysis of paraffin-embedded mouse testis tissue slide using KHC1893 (TBX5 IHC Kit).



Immunohistochemical analysis of paraffin-embedded rat testis tissue slide using KHC1893 (TBX5 IHC Kit).