

# IHC*easy* C9orf72 Ready-To-Use IHC Kit

Catalog Number: **KHC1878**

## General Information

Sample type:  
FFPE tissue  
Cited sample type:  
Reactivity:  
Human, Mouse, Rat  
Cited Reactivity:

Assay type:  
Immunohistochemistry  
Primary antibody type:  
Mouse Monoclonal  
Secondary antibody type:  
Polymer-HRP-Goat anti-Mouse

## Kit Component

Component	Size	Concentration
Antigen Retrieval Buffer	100 mL	50×
Washing Buffer	100 mL ×2	20×
Blocking Buffer	5 mL	RTU
Primary Antibody	5 mL	RTU
Secondary Antibody	5 mL	RTU
Chromogen Component A	0.2 mL	RTU
Chromogen Component B	4 mL	RTU
Signal Enhancer	5 mL	RTU
Counter Staining Reagent	5 mL	RTU
Mounting Media	5 mL	RTU
Control Slide	1 slide (Optional)	FFPE
Datasheet	1 Copy	
Manual	1 Copy	

## Storage Instructions

All the reagents are stored at 2-8°C. The kit is stable for 6 months from the date of receipt.

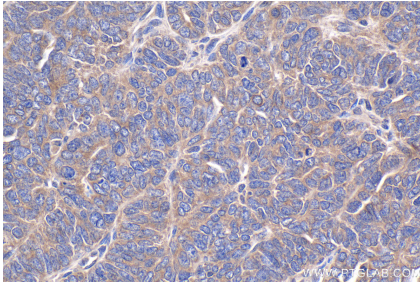
## Background

C9orf72 has a domain with polymorphic hexanucleotide repeat (GGGGCC). The C9orf72-hexanucleotide repeat expansions have been recently identified as genetic markers in amyotrophic lateral sclerosis (ALS) and frontotemporal lobar degeneration (FTLD). FTLD-TDP has five subtypes: Sporadic FTLD, GRN mutation FTLD, TARDBP mutation FTLD, VCP mutation FTLD and C9orf72 mutation FTLD. The C9orf72 repeat expansions may indicate a worse prognosis in ALS.

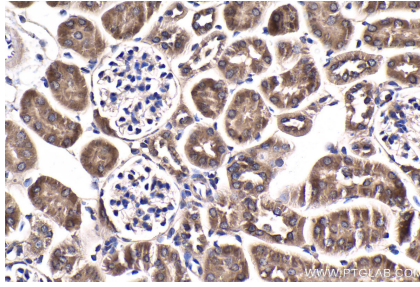
## Synonyms

C9orf72, C9RANT, RP11 27J8.2

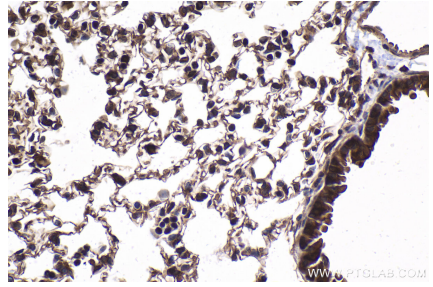
## Selected Validation Data



Immunohistochemical analysis of paraffin-embedded human ovary tumor tissue slide using KHC1878 (C9orf72 IHC Kit).



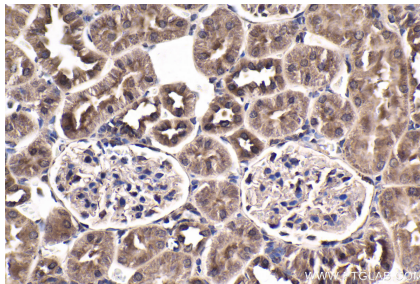
Immunohistochemical analysis of paraffin-embedded mouse kidney tissue slide using KHC1878 (C9orf72 IHC Kit).



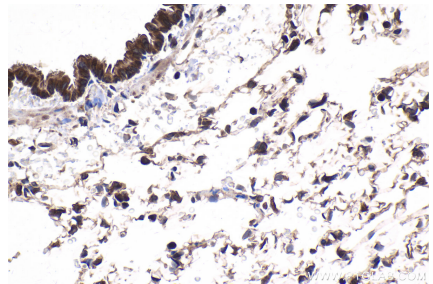
Immunohistochemical analysis of paraffin-embedded mouse lung tissue slide using KHC1878 (C9orf72 IHC Kit).



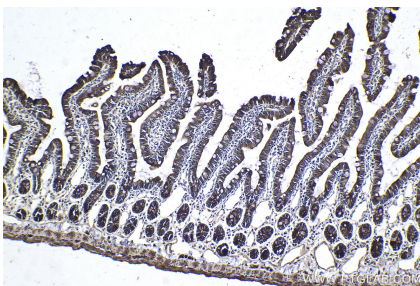
Immunohistochemical analysis of paraffin-embedded mouse small intestine tissue slide using KHC1878 (C9orf72 IHC Kit).



Immunohistochemical analysis of paraffin-embedded rat kidney tissue slide using KHC1878 (C9orf72 IHC Kit).



Immunohistochemical analysis of paraffin-embedded rat lung tissue slide using KHC1878 (C9orf72 IHC Kit).



Immunohistochemical analysis of paraffin-embedded rat small intestine tissue slide using KHC1878 (C9orf72 IHC Kit).