

# IHCeasy<sup>®</sup> PAWR Ready-To-Use IHC Kit

Catalog Number: **KHC1874**

## General Information

Sample type:  
FFPE tissue  
Cited sample type:  
Reactivity:  
Human, Mouse  
Cited Reactivity:

Assay type:  
Immunohistochemistry  
Primary antibody type:  
Rabbit Polyclonal  
Secondary antibody type:  
Polymer-HRP-Goat anti-Rabbit

## Kit Component

Component	Size	Concentration
Antigen Retrieval Buffer	100 mL	50×
Washing Buffer	100 mL ×2	20×
Blocking Buffer	5 mL	RTU
Primary Antibody	5 mL	RTU
Secondary Antibody	5 mL	RTU
Chromogen Component A	0.2 mL	RTU
Chromogen Component B	4 mL	RTU
Signal Enhancer	5 mL	RTU
Counter Staining Reagent	5 mL	RTU
Mounting Media	5 mL	RTU
Control Slide	1 slide (Optional)	FFPE
Datasheet	1 Copy	
Manual	1 Copy	

## Storage Instructions

All the reagents are stored at 2-8°C. The kit is stable for 6 months from the date of receipt.

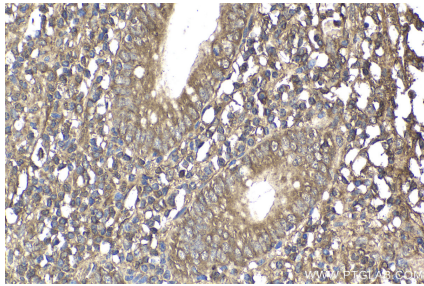
## Background

PAWR, also named as PAR4, is a pro-apoptotic protein capable of selectively inducing apoptosis in cancer cells, sensitizing the cells to diverse apoptotic stimuli and causing regression of tumors in animal models. It induces apoptosis in certain cancer cells by activation of the Fas prodeath pathway and coparallel inhibition of NF-kappa-B transcriptional activity. PAWR inhibits the transcriptional activation and augments the transcriptional repression mediated by WT1. It down-regulates the anti-apoptotic protein BCL2 via its interaction with WT1. PAWR may be directly involved in regulating the amyloid precursor protein (APP) cleavage activity of BACE1.

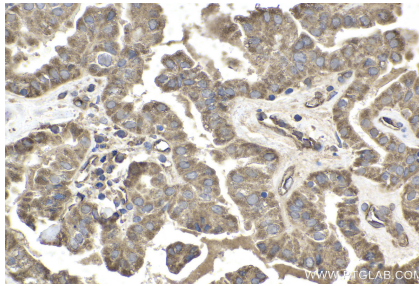
## Synonyms

Par 4, PAR4, PAWR, Prostate apoptosis response 4 protein

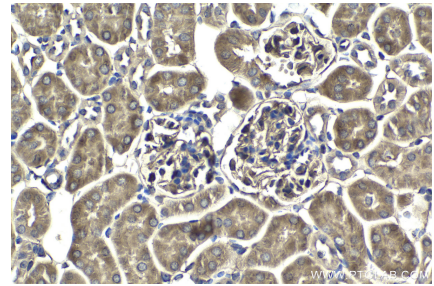
## Selected Validation Data



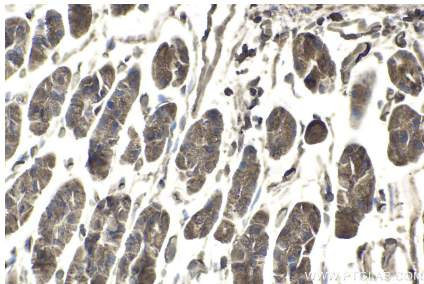
Immunohistochemical analysis of paraffin-embedded human appendicitis tissue slide using KHC1874 (PAWR IHC Kit).



Immunohistochemical analysis of paraffin-embedded human thyroid cancer tissue slide using KHC1874 (PAWR IHC Kit).



Immunohistochemical analysis of paraffin-embedded mouse kidney tissue slide using KHC1874 (PAWR IHC Kit).



Immunohistochemical analysis of paraffin-embedded mouse stomach tissue slide using KHC1874 (PAWR IHC Kit).