

IHC*easy* IRF7 Ready-To-Use IHC Kit

Catalog Number: **KHC1861**

General Information

Sample type:
FFPE tissue
Cited sample type:
Reactivity:
Human, Mouse
Cited Reactivity:

Assay type:
Immunohistochemistry
Primary antibody type:
Rabbit Polyclonal
Secondary antibody type:
Polymer-HRP-Goat anti-Rabbit

Kit Component

Component	Size	Concentration
Antigen Retrieval Buffer	100 mL	50×
Washing Buffer	100 mL ×2	20×
Blocking Buffer	5 mL	RTU
Primary Antibody	5 mL	RTU
Secondary Antibody	5 mL	RTU
Chromogen Component A	0.2 mL	RTU
Chromogen Component B	4 mL	RTU
Signal Enhancer	5 mL	RTU
Counter Staining Reagent	5 mL	RTU
Mounting Media	5 mL	RTU
Control Slide	1 slide (Optional)	FFPE
Datasheet	1 Copy	
Manual	1 Copy	

Storage Instructions

All the reagents are stored at 2-8°C. The kit is stable for 6 months from the date of receipt.

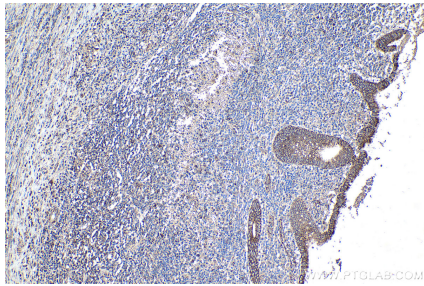
Background

IRF-7 (IFN regulatory factor 7) is a member of the IFN regulatory transcription factor (IRF) family. IRF-7 has been shown to play a role in the transcriptional activation of virus-inducible cellular proteins, including IFN beta chain proteins. Inducible expression of IRF-7 is largely restricted to lymphoid tissue. Four transcript variants encoding distinct isoforms (A,B,C and D) have been identified for this. Various posttranslational modifications of IRF7 including phosphorylation, ubiquitination, sumoylation and acetylation are identified.

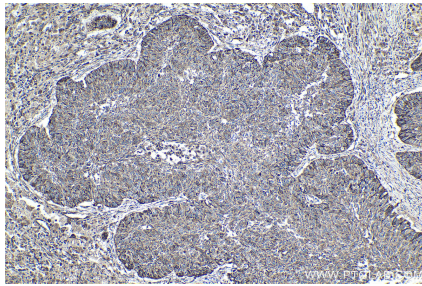
Synonyms

IRF 7, IRF 7H, IRF7, IRF7A

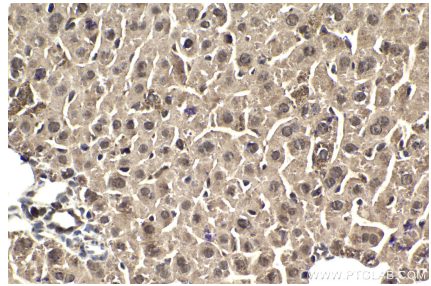
Selected Validation Data



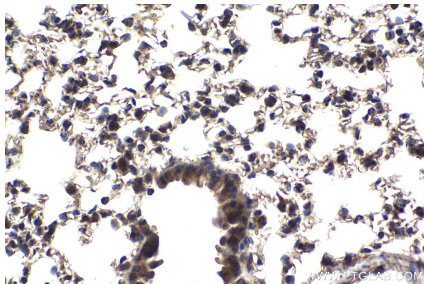
Immunohistochemical analysis of paraffin-embedded human appendicitis tissue slide using KHC1861 (IRF7 IHC Kit).



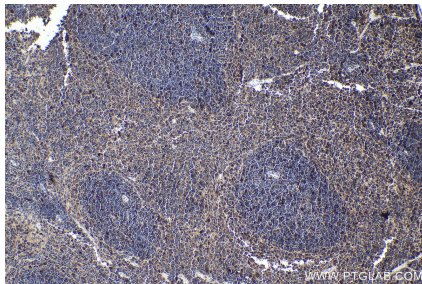
Immunohistochemical analysis of paraffin-embedded human lung cancer tissue slide using KHC1861 (IRF7 IHC Kit).



Immunohistochemical analysis of paraffin-embedded mouse liver tissue slide using KHC1861 (IRF7 IHC Kit).



Immunohistochemical analysis of paraffin-embedded mouse lung tissue slide using KHC1861 (IRF7 IHC Kit).



Immunohistochemical analysis of paraffin-embedded mouse spleen tissue slide using KHC1861 (IRF7 IHC Kit).