

# IHC*easy* DPF2 Ready-To-Use IHC Kit

Catalog Number: **KHC1855**

## General Information

Sample type:  
FFPE tissue  
Cited sample type:  
Reactivity:  
Human, Mouse, Rat  
Cited Reactivity:

Assay type:  
Immunohistochemistry  
Primary antibody type:  
Rabbit Polyclonal  
Secondary antibody type:  
Polymer-HRP-Goat anti-Rabbit

## Kit Component

Component	Size	Concentration
Antigen Retrieval Buffer	100 mL	50×
Washing Buffer	100 mL ×2	20×
Blocking Buffer	5 mL	RTU
Primary Antibody	5 mL	RTU
Secondary Antibody	5 mL	RTU
Chromogen Component A	0.2 mL	RTU
Chromogen Component B	4 mL	RTU
Signal Enhancer	5 mL	RTU
Counter Staining Reagent	5 mL	RTU
Mounting Media	5 mL	RTU
Control Slide	1 slide (Optional)	FFPE
Datasheet	1 Copy	
Manual	1 Copy	

## Storage Instructions

All the reagents are stored at 2-8°C. The kit is stable for 6 months from the date of receipt.

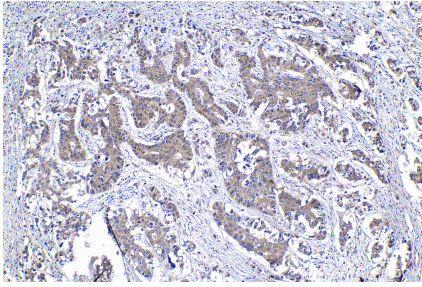
## Background

DPF2, also named as BAF45D or UBID4, is a 391 amino acid protein, which belongs to the requiem/DPF family. DPF2 may be a transcription factor required for the apoptosis response following survival factor withdrawal from myeloid cells and might also have a role in the development and maturation of lymphoid cells. DPF2 was recently shown to inhibit the myeloid differentiation of hematopoietic stem/progenitor and acute myelogenous leukemia cells.

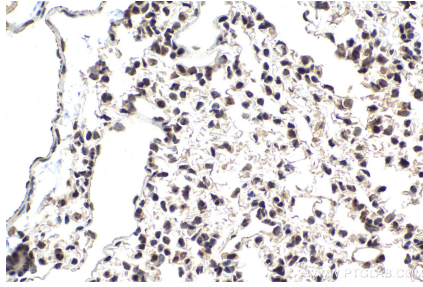
## Synonyms

BAF45D, BRG1 associated factor 45D, DPF2, Protein requiem, REQ, ubi d4, UBID4, Zinc finger protein ubi d4

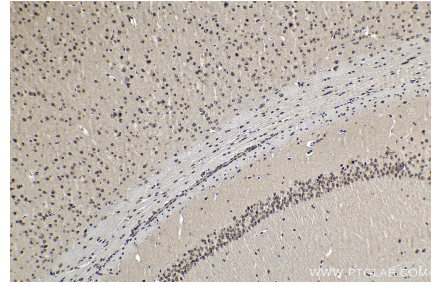
## Selected Validation Data



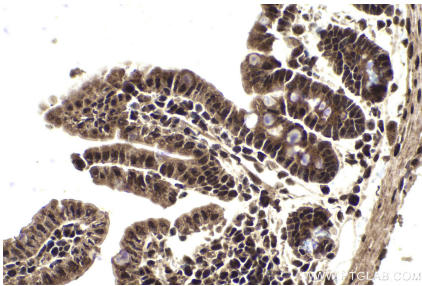
Immunohistochemical analysis of paraffin-embedded human stomach cancer tissue slide using KHC1855 (DPF2 IHC Kit).



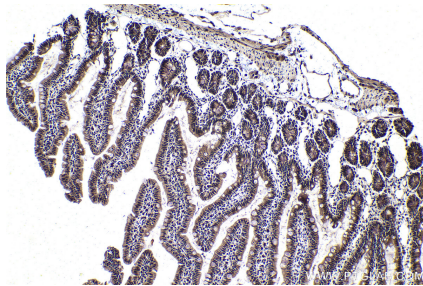
Immunohistochemical analysis of paraffin-embedded mouse lung tissue slide using KHC1855 (DPF2 IHC Kit).



Immunohistochemical analysis of paraffin-embedded mouse brain tissue slide using KHC1855 (DPF2 IHC Kit).



Immunohistochemical analysis of paraffin-embedded mouse small intestine tissue slide using KHC1855 (DPF2 IHC Kit).



Immunohistochemical analysis of paraffin-embedded rat small intestine tissue slide using KHC1855 (DPF2 IHC Kit).