

# IHC*easy* ZNF746 Ready-To-Use IHC Kit

Catalog Number: **KHC1787**

## General Information

Sample type:  
FFPE tissue  
Cited sample type:  
Reactivity:  
Human, Mouse, Rat  
Cited Reactivity:

Assay type:  
Immunohistochemistry  
Primary antibody type:  
Rabbit Polyclonal  
Secondary antibody type:  
Polymer-HRP-Goat anti-Rabbit

## Kit Component

Component	Size	Concentration
Antigen Retrieval Buffer	100 mL	50×
Washing Buffer	100 mL ×2	20×
Blocking Buffer	5 mL	RTU
Primary Antibody	5 mL	RTU
Secondary Antibody	5 mL	RTU
Chromogen Component A	0.2 mL	RTU
Chromogen Component B	4 mL	RTU
Signal Enhancer	5 mL	RTU
Counter Staining Reagent	5 mL	RTU
Mounting Media	5 mL	RTU
Control Slide	1 slide (Optional)	FFPE
Datasheet	1 Copy	
Manual	1 Copy	

## Storage Instructions

All the reagents are stored at 2-8°C. The kit is stable for 6 months from the date of receipt.

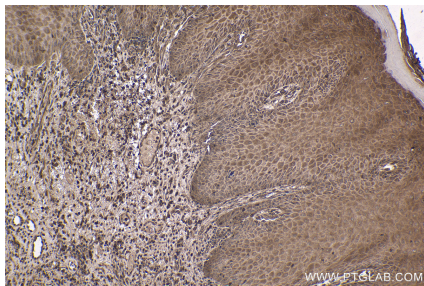
## Background

ZNF746, also named as PARIS, which belongs to the krueppel C2H2-type zinc-finger protein family. ZNF746 mainly localizes to the cytoplasm and probably translocates to the nucleus to repress selected genes. ZNF746 as a transcription repressor that specifically binds to the 5'-TATTTT[T/G]-3' consensus sequence on promoters and repress transcription of PGC-1-alpha (PPARGC1A), thereby playing a role in regulation of neuron death. ZNF746 may act as a downstream effector of PRKN and contribute to neurodegeneration in Parkinson disease cases caused by defects in PRKN.

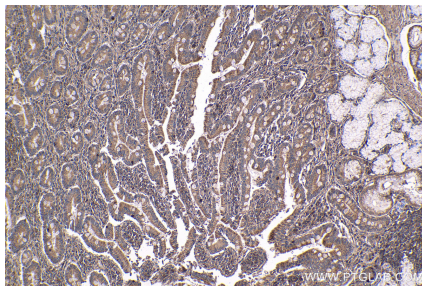
## Synonyms

PARIS, zinc finger protein 746, ZNF746

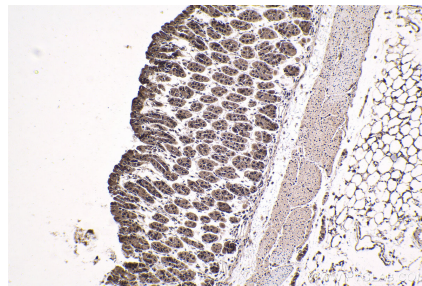
## Selected Validation Data



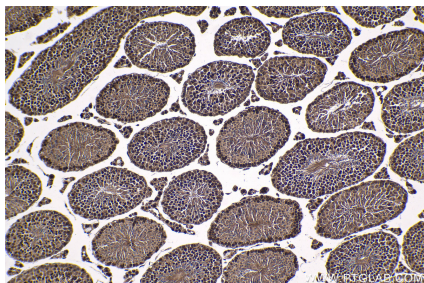
Immunohistochemical analysis of paraffin-embedded human skin cancer tissue slide using KHC1787 (ZNF746 IHC Kit).



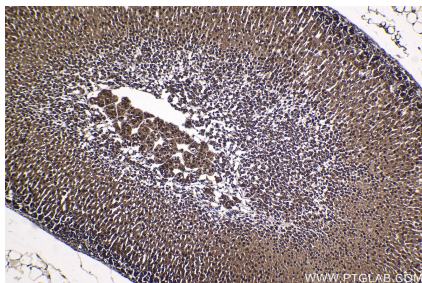
Immunohistochemical analysis of paraffin-embedded human stomach cancer tissue slide using KHC1787 (ZNF746 IHC Kit).



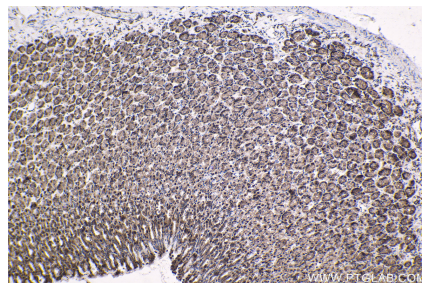
Immunohistochemical analysis of paraffin-embedded mouse stomach tissue slide using KHC1787 (ZNF746 IHC Kit).



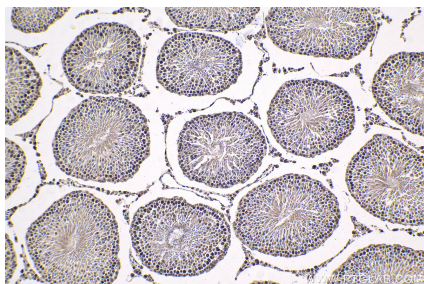
Immunohistochemical analysis of paraffin-embedded mouse testis tissue slide using KHC1787 (ZNF746 IHC Kit).



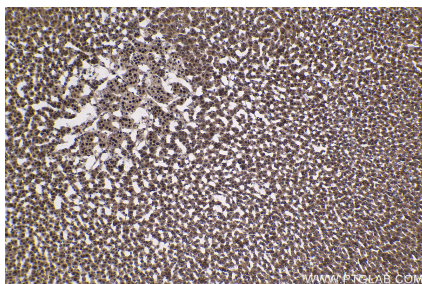
Immunohistochemical analysis of paraffin-embedded mouse adrenal gland tissue slide using KHC1787 (ZNF746 IHC Kit).



Immunohistochemical analysis of paraffin-embedded rat stomach tissue slide using KHC1787 (ZNF746 IHC Kit).



Immunohistochemical analysis of paraffin-embedded rat testis tissue slide using KHC1787 (ZNF746 IHC Kit).



Immunohistochemical analysis of paraffin-embedded rat adrenal gland tissue slide using KHC1787 (ZNF746 IHC Kit).