

IHC*easy* ZC3H12A Ready-To-Use IHC Kit

Catalog Number: **KHC1774**

General Information

Sample type:
FFPE tissue

Cited sample type:

Reactivity:
Human, Mouse, Rat

Cited Reactivity:

Assay type:
Immunohistochemistry

Primary antibody type:
Rabbit Polyclonal

Secondary antibody type:
Polymer-HRP-Goat anti-Rabbit

Kit Component

Component	Size	Concentration
Antigen Retrieval Buffer	100 mL	50×
Washing Buffer	100 mL ×2	20×
Blocking Buffer	5 mL	RTU
Primary Antibody	5 mL	RTU
Secondary Antibody	5 mL	RTU
Chromogen Component A	0.2 mL	RTU
Chromogen Component B	4 mL	RTU
Signal Enhancer	5 mL	RTU
Counter Staining Reagent	5 mL	RTU
Mounting Media	5 mL	RTU
Control Slide	1 slide (Optional)	FFPE
Datasheet	1 Copy	
Manual	1 Copy	

Storage Instructions

All the reagents are stored at 2-8°C. The kit is stable for 6 months from the date of receipt.

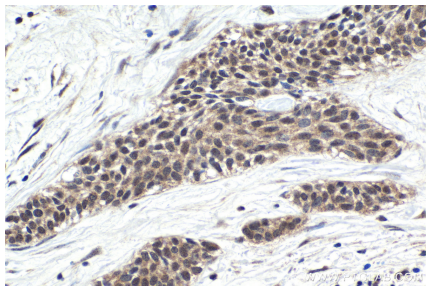
Background

ZC3H12A, also named as MCPIP or MCPIP1, is a 599 amino acid protein, which contains one C3H1-type zinc finger and belongs to the ZC3H12 family. ZC3H12A localizes in the cytoplasm and nucleus. Increased expression of ZC3H12A is associated with ischemic heart disease. ZC3H12A has RNase activity and selectively degrades specific target mRNA species and modulates the immune response and inflammation by regulating the decay of specific mRNA molecules.

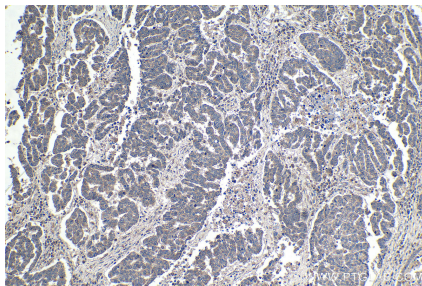
Synonyms

MCP induced protein 1, MCPIP, MCPIP1, Ribonuclease ZC3H12A, RP3 423B22.1, ZC3H12A

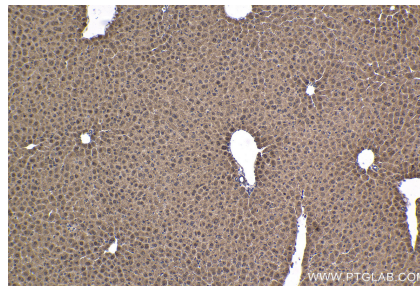
Selected Validation Data



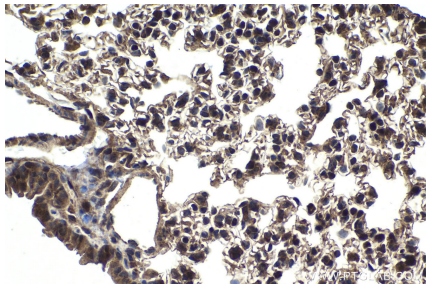
Immunohistochemical analysis of paraffin-embedded human urothelial carcinoma tissue slide using KHC1774 (ZC3H12A IHC Kit).



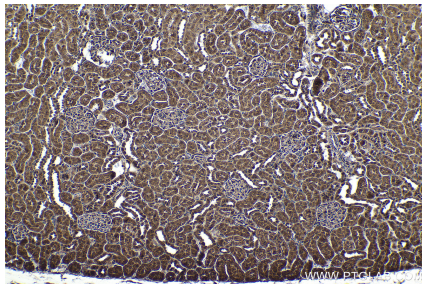
Immunohistochemical analysis of paraffin-embedded human ovary tumor tissue slide using KHC1774 (ZC3H12A IHC Kit).



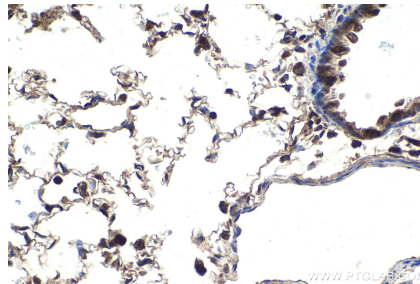
Immunohistochemical analysis of paraffin-embedded mouse liver tissue slide using KHC1774 (ZC3H12A IHC Kit).



Immunohistochemical analysis of paraffin-embedded mouse lung tissue slide using KHC1774 (ZC3H12A IHC Kit).



Immunohistochemical analysis of paraffin-embedded rat kidney tissue slide using KHC1774 (ZC3H12A IHC Kit).



Immunohistochemical analysis of paraffin-embedded rat lung tissue slide using KHC1774 (ZC3H12A IHC Kit).