

# IHC*easy* ARID4B Ready-To-Use IHC Kit

Catalog Number: **KHC1772**

## General Information

Sample type:  
FFPE tissue  
Cited sample type:  
Reactivity:  
Human, Mouse, Rat  
Cited Reactivity:

Assay type:  
Immunohistochemistry  
Primary antibody type:  
Rabbit Polyclonal  
Secondary antibody type:  
Polymer-HRP-Goat anti-Rabbit

## Kit Component

Component	Size	Concentration
Antigen Retrieval Buffer	100 mL	50×
Washing Buffer	100 mL ×2	20×
Blocking Buffer	5 mL	RTU
Primary Antibody	5 mL	RTU
Secondary Antibody	5 mL	RTU
Chromogen Component A	0.2 mL	RTU
Chromogen Component B	4 mL	RTU
Signal Enhancer	5 mL	RTU
Counter Staining Reagent	5 mL	RTU
Mounting Media	5 mL	RTU
Control Slide	1 slide (Optional)	FFPE
Datasheet	1 Copy	
Manual	1 Copy	

## Storage Instructions

All the reagents are stored at 2-8°C. The kit is stable for 6 months from the date of receipt.

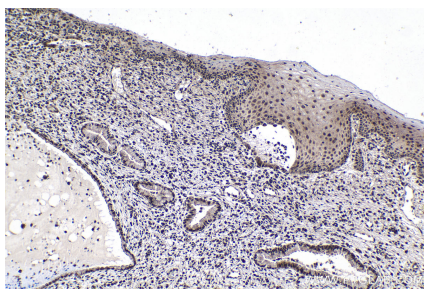
## Background

ARID4B, also named as BRCA1 or SAP180, is a 1312 amino acid protein, which contains one ARID domain. ARID4B localizes in the nucleus and cytoplasm. ARID4B as a transcription repressor may function in the assembly and/or enzymatic activity of the Sin3A corepressor complex or in mediating interactions between the complex and other regulatory complexes. ARID4B is highly expressed in the testis and in breast, lung, colon, pancreatic and ovarian cancers. Expressed at low levels in the thymus, prostate and ovary.

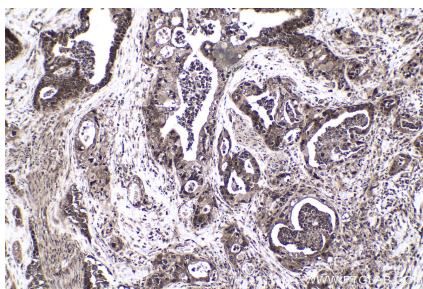
## Synonyms

ARID4B, BRCA1, RBBP1L1, RBP1L1, SAP180

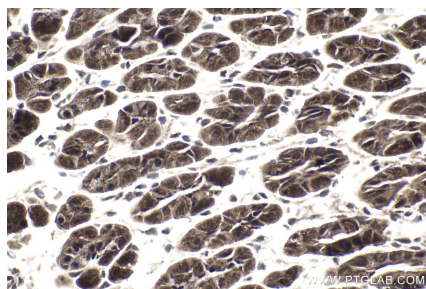
## Selected Validation Data



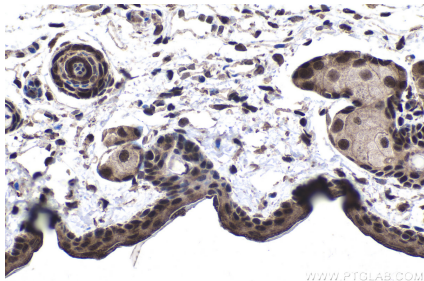
Immunohistochemical analysis of paraffin-embedded human cervical cancer tissue slide using KHC1772 (ARID4B IHC Kit).



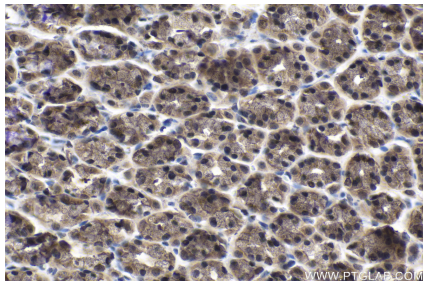
Immunohistochemical analysis of paraffin-embedded human pancreas cancer tissue slide using KHC1772 (ARID4B IHC Kit).



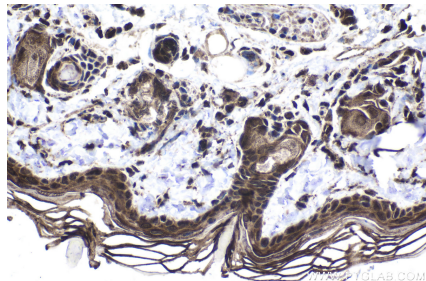
Immunohistochemical analysis of paraffin-embedded mouse stomach tissue slide using KHC1772 (ARID4B IHC Kit).



Immunohistochemical analysis of paraffin-embedded mouse skin tissue slide using KHC1772 (ARID4B IHC Kit).



Immunohistochemical analysis of paraffin-embedded rat stomach tissue slide using KHC1772 (ARID4B IHC Kit).



Immunohistochemical analysis of paraffin-embedded rat skin tissue slide using KHC1772 (ARID4B IHC Kit).