

IHC*easy* TDP2 Ready-To-Use IHC Kit

Catalog Number: **KHC1495**

General Information

Sample type:
FFPE tissue
Cited sample type:
Reactivity:
Human, Mouse, Rat
Cited Reactivity:

Assay type:
Immunohistochemistry
Primary antibody type:
Rabbit Polyclonal
Secondary antibody type:
Polymer-HRP-Goat anti-Rabbit

Kit Component

Component	Size	Concentration
Antigen Retrieval Buffer	100 mL	50×
Washing Buffer	100 mL ×2	20×
Blocking Buffer	5 mL	RTU
Primary Antibody	5 mL	RTU
Secondary Antibody	5 mL	RTU
Chromogen Component A	0.2 mL	RTU
Chromogen Component B	4 mL	RTU
Signal Enhancer	5 mL	RTU
Counter Staining Reagent	5 mL	RTU
Mounting Media	5 mL	RTU
Control Slide	1 slide (Optional)	FFPE
Datasheet	1 Copy	
Manual	1 Copy	

Storage Instructions

All the reagents are stored at 2-8°C. The kit is stable for 6 months from the date of receipt.

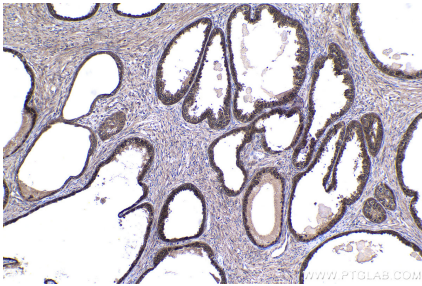
Background

TTRAP also named TDP2, is a 5-prime tyrosyl-DNA phosphodiesterase that is required for efficient repair of topoisomerase II-induced DNA double-strand breaks. Thus it can remove lots of covalent adducts from DNA through hydrolysis of a 5'-phosphodiester bond, generating a free 5' phosphate to DNA. It also has 3'-tyrosyl DNA phosphodiesterase activity, but not so efficient as TDP1. TTRAP functions as a negative regulator of ETS1 and inhibit nuclear factor-kappa-B activation.

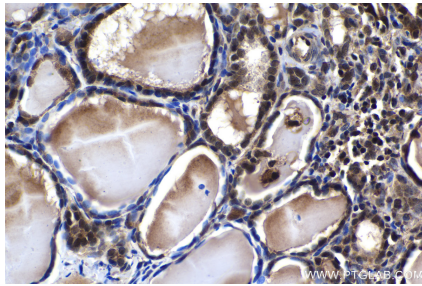
Synonyms

5 Tyr DNA phosphodiesterase, AD022, EAP2, EAPII, ETS1 associated protein 2, ETS1 associated protein II, TDP2, TTRAP, Tyr DNA phosphodiesterase 2

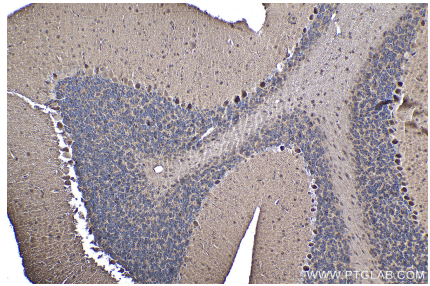
Selected Validation Data



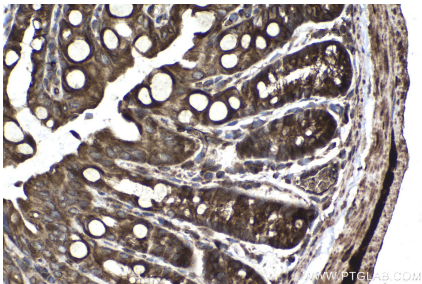
Immunohistochemical analysis of paraffin-embedded human prostate cancer tissue slide using KHC1495 (TDP2 IHC Kit).



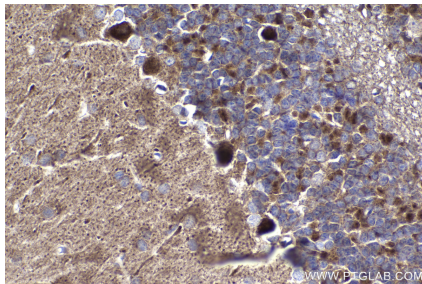
Immunohistochemical analysis of paraffin-embedded human thyroid cancer tissue slide using KHC1495 (TDP2 IHC Kit).



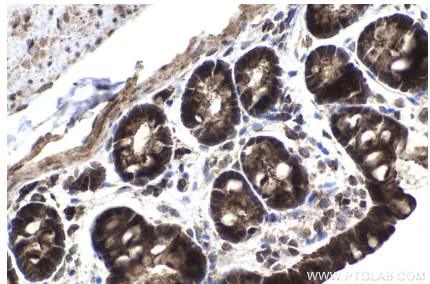
Immunohistochemical analysis of paraffin-embedded mouse cerebellum tissue slide using KHC1495 (TDP2 IHC Kit).



Immunohistochemical analysis of paraffin-embedded mouse colon tissue slide using KHC1495 (TDP2 IHC Kit).



Immunohistochemical analysis of paraffin-embedded rat cerebellum tissue slide using KHC1495 (TDP2 IHC Kit).



Immunohistochemical analysis of paraffin-embedded rat colon tissue slide using KHC1495 (TDP2 IHC Kit).