

IHCeasy[®] UBR5 Ready-To-Use IHC Kit

Catalog Number: **KHC1490**

General Information

Sample type:
FFPE tissue
Cited sample type:
Reactivity:
Human, Mouse, Rat
Cited Reactivity:

Assay type:
Immunohistochemistry
Primary antibody type:
Mouse Monoclonal
Secondary antibody type:
Polymer-HRP-Goat anti-Mouse

Kit Component

Component	Size	Concentration
Antigen Retrieval Buffer	100 mL	50×
Washing Buffer	100 mL ×2	20×
Blocking Buffer	5 mL	RTU
Primary Antibody	5 mL	RTU
Secondary Antibody	5 mL	RTU
Chromogen Component A	0.2 mL	RTU
Chromogen Component B	4 mL	RTU
Signal Enhancer	5 mL	RTU
Counter Staining Reagent	5 mL	RTU
Mounting Media	5 mL	RTU
Control Slide	1 slide (Optional)	FFPE
Datasheet	1 Copy	
Manual	1 Copy	

Storage Instructions

All the reagents are stored at 2-8°C. The kit is stable for 6 months from the date of receipt.

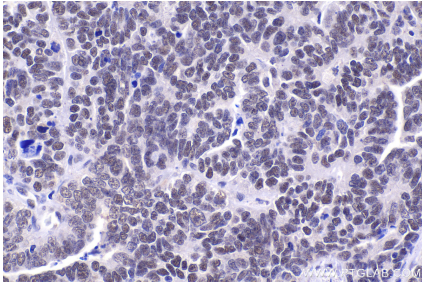
Background

UBR5, also named as ubiquitin protein ligase E3 component n-reconin5, is a HECT domain-containing protein as a myocardin-binding protein. UBR5 is highly conserved in metazoans, has unique structural features, and has been implicated in regulation of DNA damage response, metabolism, transcription, and apoptosis. Hence, UBR5 is a key regulator of cell signaling relevant to broad areas of cancer biology. The human UBR5 gene has 59 exons, encoding an approximately 10kb mRNA and >300 kDa protein with widespread expression in various cell types.

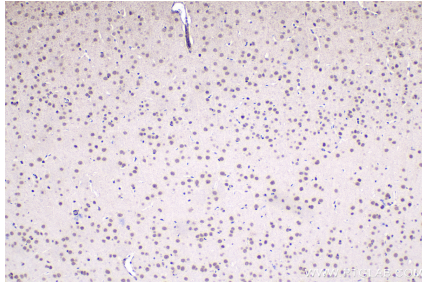
Synonyms

DD5, EDD, EDD1, FLJ11310, hHYD, HYD, KIAA0896, Progesterone induced protein, UBR5

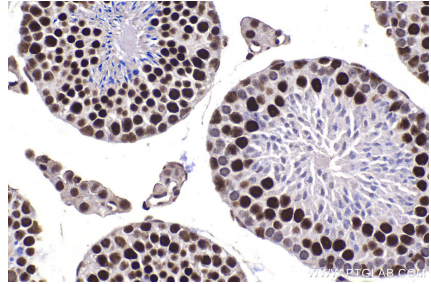
Selected Validation Data



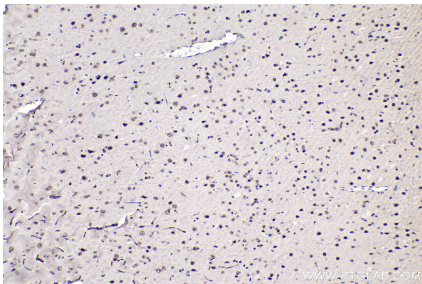
Immunohistochemical analysis of paraffin-embedded human ovary tumor tissue slide using KHC1490 (UBR5 IHC Kit).



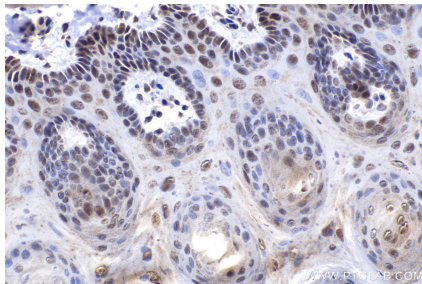
Immunohistochemical analysis of paraffin-embedded mouse brain tissue slide using KHC1490 (UBR5 IHC Kit).



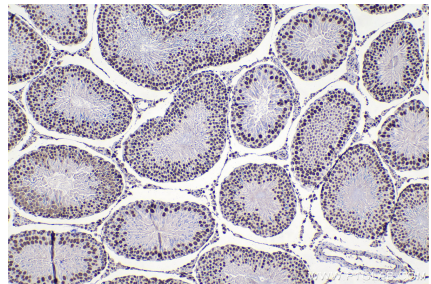
Immunohistochemical analysis of paraffin-embedded mouse testis tissue slide using KHC1490 (UBR5 IHC Kit).



Immunohistochemical analysis of paraffin-embedded rat brain tissue slide using KHC1490 (UBR5 IHC Kit).



Immunohistochemical analysis of paraffin-embedded rat tongue tissue slide using KHC1490 (UBR5 IHC Kit).



Immunohistochemical analysis of paraffin-embedded rat testis tissue slide using KHC1490 (UBR5 IHC Kit).