

IHC*easy* SDCBP2 Ready-To-Use IHC Kit

Catalog Number: **KHC1373**

General Information

Sample type:
FFPE tissue
Cited sample type:
Reactivity:
Human, Mouse, Rat
Cited Reactivity:

Assay type:
Immunohistochemistry
Primary antibody type:
Rabbit Polyclonal
Secondary antibody type:
Polymer-HRP-Goat anti-Rabbit

Kit Component

Component	Size	Concentration
Antigen Retrieval Buffer	100 mL	50×
Washing Buffer	100 mL ×2	20×
Blocking Buffer	5 mL	RTU
Primary Antibody	5 mL	RTU
Secondary Antibody	5 mL	RTU
Chromogen Component A	0.2 mL	RTU
Chromogen Component B	4 mL	RTU
Signal Enhancer	5 mL	RTU
Counter Staining Reagent	5 mL	RTU
Mounting Media	5 mL	RTU
Control Slide	1 slide (Optional)	FFPE
Datasheet	1 Copy	
Manual	1 Copy	

Storage Instructions

All the reagents are stored at 2-8°C. The kit is stable for 6 months from the date of receipt.

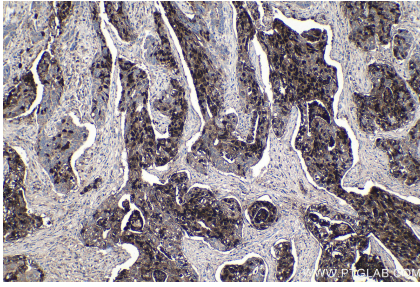
Background

Syndecan-binding protein 2 (SDCBP2, Syntenin 2) is a protein containing two PDZ domains. PDZ domains facilitate protein-protein interactions by binding to the cytoplasmic C-terminus of transmembrane proteins. SDCBP2 binds with high affinity to PIP2 and is targeted to the plasma membrane, nucleoli and nuclear speckles via its PDZ domains. SDCBP2 exists in two alternatively spliced variants, 2 α and 2 β , which differ in the lengths of their N-terminal regions.

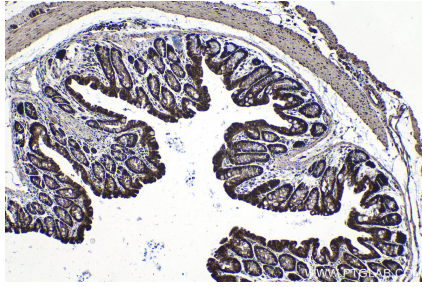
Synonyms

SDCBP2, SITAC18, ST 2, Syndecan binding protein 2, Syntenin 2

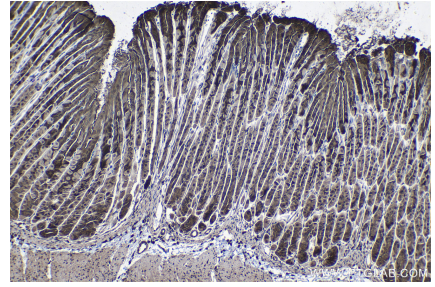
Selected Validation Data



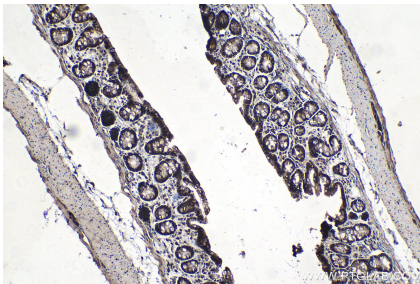
Immunohistochemical analysis of paraffin-embedded human stomach cancer tissue slide using KHC1373 (SDCBP2 IHC Kit).



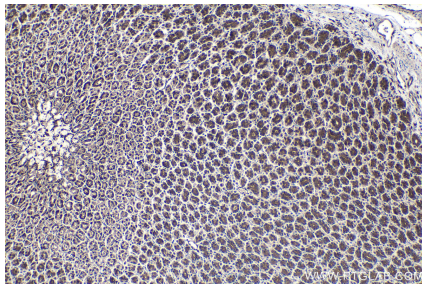
Immunohistochemical analysis of paraffin-embedded mouse colon tissue slide using KHC1373 (SDCBP2 IHC Kit).



Immunohistochemical analysis of paraffin-embedded mouse stomach tissue slide using KHC1373 (SDCBP2 IHC Kit).



Immunohistochemical analysis of paraffin-embedded rat colon tissue slide using KHC1373 (SDCBP2 IHC Kit).



Immunohistochemical analysis of paraffin-embedded rat stomach tissue slide using KHC1373 (SDCBP2 IHC Kit).